



1-HR FLOOR / CEILING AT 1-HR UNIT
SEPARATION WALL PARALLEL TO FLOOR TRUSSES AT PLUMBING WALLS
EXTERIOR WOOD STUD WALLS

01-EW-F-01

DATE:
04/11/23

WALL PLACEMENT & DESCRIPTION

WALL TYPE

TAG EW 11 EX 0

FIRE RATING

WALL CODE TYPE

NAME: EW_F_11_0 (3KS_1GB)

COMMENT: EXT WD

ASSEMBLY: N/A

DESCRIPTION: TYPICAL EXTERIOR WALL NON-RATED

WALL PLACEMENT & DESCRIPTION

WALL TYPE

TAG EW 13 EX 0

FIRE RATING

WALL CODE TYPE

NAME: EW_F_13_0 (3KS_3KS)

COMMENT: EXT WD

ASSEMBLY: N/A

DESCRIPTION: EXTERIOR WALL WITH STUCCO ON BOTH SIDES NON-RATED

WALL PLACEMENT & DESCRIPTION

WALL TYPE

TAG EW 11 EX 0

FIRE RATING

WALL CODE TYPE

NAME: EW_F_11_0 (1KS_1GB)

COMMENT: EXT WD

ASSEMBLY: N/A

DESCRIPTION: TYPICAL EXTERIOR WALL NON-RATED

WALL PLACEMENT & DESCRIPTION

WALL TYPE

TAG EW 13 EX 0

FIRE RATING

WALL CODE TYPE

NAME: EW_F_13_0 (1KS_1KS)

COMMENT: EXT WD

ASSEMBLY: N/A

DESCRIPTION: EXTERIOR WALL WITH STUCCO ON BOTH SIDES NON-RATED

WALL PLACEMENT & DESCRIPTION

WALL TYPE

TAG EW 11 EX 1

FIRE RATING

WALL CODE TYPE

NAME: EW_F_11_1 (3KS_1GB)

COMMENT: EXT WD

ASSEMBLY: UL U356

DESCRIPTION: TYPICAL EXTERIOR WALL 1-HR RATED

WALL PLACEMENT & DESCRIPTION

WALL TYPE

TAG EW 13 EX 1

FIRE RATING

WALL CODE TYPE

NAME: EW_F_13_1 (3KS_3KS)

COMMENT: EXT WD

ASSEMBLY: IBC 721.1 (2)_ITEM 15-1.2

DESCRIPTION: EXTERIOR WALL WITH STUCCO ON BOTH SIDES 1-HR RATED

WALL PLACEMENT & DESCRIPTION

WALL TYPE

TAG EW 11 EX 1

FIRE RATING

WALL CODE TYPE

NAME: EW_F_11_1 (1KS_1GB)

COMMENT: EXT WD

ASSEMBLY: IBC 721.1(2) ITEM 15-1.3

DESCRIPTION: TYPICAL EXTERIOR WALL 1-HR RATED

WALL PLACEMENT & DESCRIPTION

WALL TYPE

TAG EW 13 EX 1

FIRE RATING

WALL CODE TYPE

NAME: EW_F_13_1 (1KS_1KS)

COMMENT: EXT WD

ASSEMBLY: IBC 721.1 (2)_ITEM 15-1.2

DESCRIPTION: EXTERIOR WALL WITH STUCCO ON BOTH SIDES 1-HR RATED

WALL PLACEMENT & DESCRIPTION

WALL TYPE

TAG EW 12 EX 2

FIRE RATING

WALL CODE TYPE

NAME: EW_F_12_2 (3KS_2GB)

COMMENT: EXT WD

ASSEMBLY: UL V314

DESCRIPTION: TYPICAL EXTERIOR WALL 2-HR RATED

WALL PLACEMENT & DESCRIPTION

WALL TYPE

TAG EW 14 EX 1

FIRE RATING

WALL CODE TYPE

NAME: EW_F_14_1 (3KS_NA) Unit Separation

COMMENT: EXT WD

ASSEMBLY: IBC TABLE 721.1(2) ITEM 15-1.2.

DESCRIPTION: UNIT SEPARATION WALL WITH STUCCO

WALL PLACEMENT & DESCRIPTION

WALL TYPE

TAG EW 12 EX 2

FIRE RATING

WALL CODE TYPE

NAME: EW_F_12_2 (1KS_2GB)

COMMENT: EXT WD

ASSEMBLY: UL U371

DESCRIPTION: TYPICAL EXTERIOR WALL 2-HR RATED

WALL PLACEMENT & DESCRIPTION

WALL TYPE

TAG EW 14 EX 1

FIRE RATING

WALL CODE TYPE

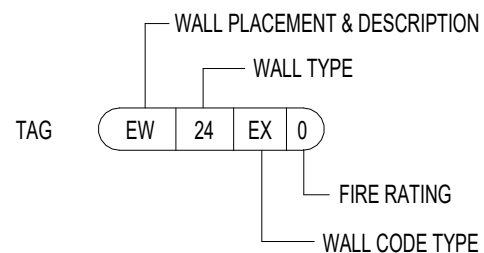
NAME: EW_F_14_1 (1KS_NA) Unit Separation

COMMENT: EXT WD

ASSEMBLY: IBC TABLE 721.1(2) ITEM 15-1.2.

DESCRIPTION: UNIT SEPARATION WALL WITH STUCCO

EIFS WOOD STUD



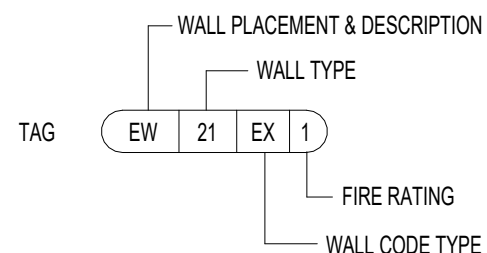
NAME: EW_F_24_0 (EIFS_2GB)

COMMENT: EXT WD

ASSEMBLY: N/A

DESCRIPTION: EXTERIOR WALL WITH EIFS ON BOTH SIDES
NON-RATED

EIFS WOOD STUD



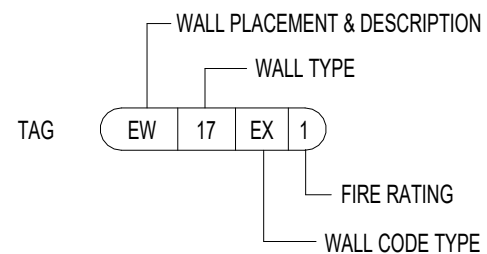
NAME: EW_F_21_1 (EIFS_1GB)

COMMENT: EXT WD

ASSEMBLY: UL U356

DESCRIPTION: TYPICAL EXTERIOR WALL 1-HR RATED

GARAGE WRAP - WOOD STUD



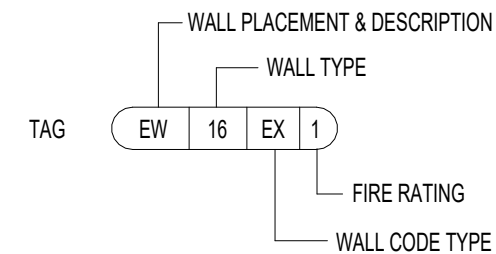
NAME: EW_17_1 (4_1GB)

COMMENT: EXT WD

ASSEMBLY: IBC TABLE 721.1(2) ITEM 16-1.1

DESCRIPTION: GARAGE WRAP EXTERIOR WALL - 1-HR
RATED

3-COAT STUCCO



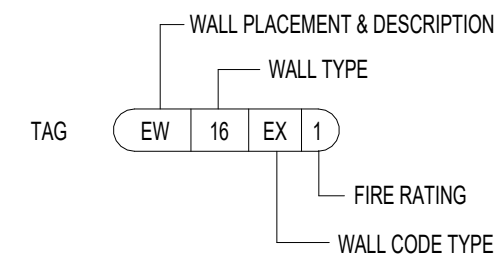
NAME: EW_F_16_1 (3KS_1GB)

COMMENT: EXT WD

ASSEMBLY: UL U346

DESCRIPTION: TYPICAL EXTERIOR WALL 1-HR RATED FROM
BOTH SIDES

1-COAT STUCCO

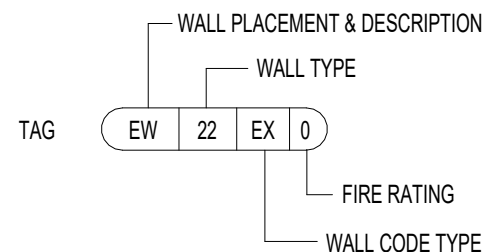


NAME: EW_F_16_1 (1KS_1GB)

COMMENT: EXT WD

ASSEMBLY: UL U348

DESCRIPTION: TYPICAL EXTERIOR WALL 1-HR RATED FROM
BOTH SIDES

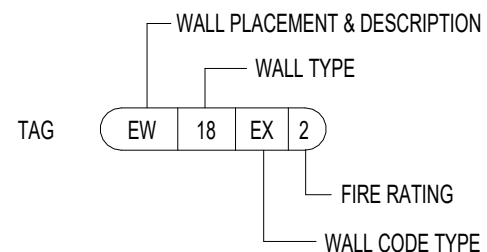


NAME: EW_F_22_0 (EIFS_1GB)

COMMENT: EXT WD

ASSEMBLY: N/A

DESCRIPTION: EXTERIOR WALL WITH EIFS ON BOTH SIDES
NON-RATED

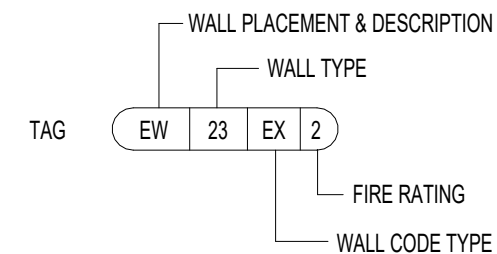


NAME: EW_18_2 (4_2GB)

COMMENT: EXT WD

ASSEMBLY: UL DESIGN NO V314

DESCRIPTION: GARAGE WRAP EXTERIOR WALL - 2-HR
RATED



NAME: EW_F_23_2 (EIFS_2GB)

COMMENT: EXT WD

ASSEMBLY: UL V314

DESCRIPTION: TYPICAL EXTERIOR WALL 2 HOUR RATED



1-HR FLOOR / CEILING AT 1-HR UNIT
SEPARATION WALL PARALLEL TO FLOOR
EXTERIOR WOOD STUD WALLS
TRUSSES AT PLUMBING WALLS

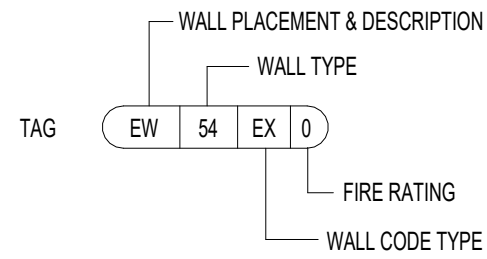
01-EW-F-02

DATE:
04/11/23

9/24/2024 1:24:46 PM

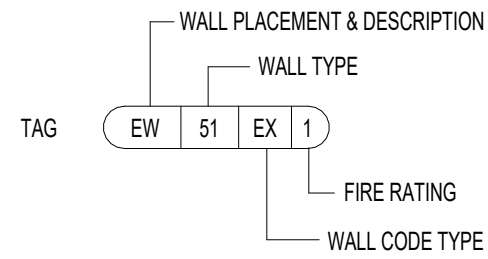
Autodesk Docs://00-000_Revit_Detail_Library/Revit_Standard_Details_Library_HIVE.rvt

METAL SIDING

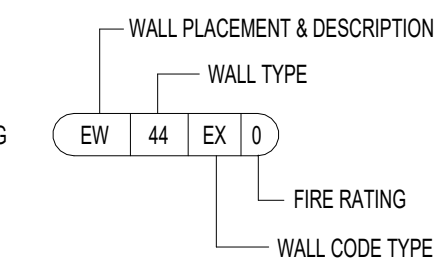


NAME: EW_F_54_0 (Mtl.S_3KS)
 COMMENT: VENEER ON EXT WD
 ASSEMBLY: N/A
 DESCRIPTION: WALL WITH METAL SIDING VENEER - STUCCO INSIDE

METAL SIDING

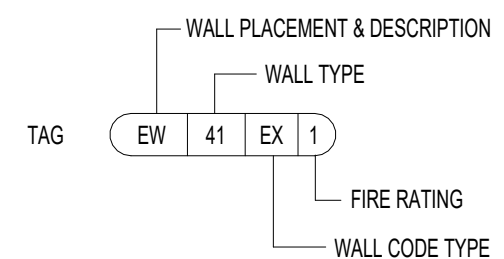


NAME: EW_F_51_1 (Mtl.S_1GB)
 COMMENT: VENEER ON EXT WD
 ASSEMBLY: UL U356
 DESCRIPTION: WALL WITH METAL SIDING VENEER - GYP INSIDE

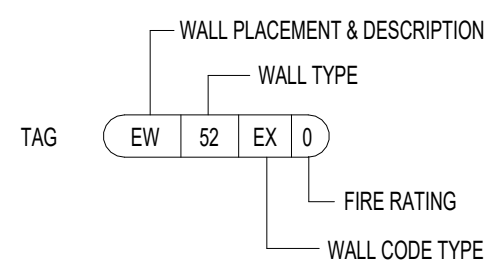


NAME: EW_F_44_0 (CB_3KS)
 COMMENT: VENEER ON EXT WD
 ASSEMBLY: N/A
 DESCRIPTION: WALL WITH CEMENT BOARD - STUCCO INSIDE

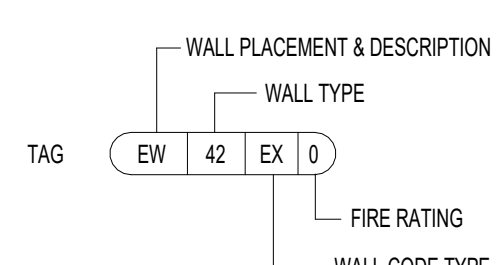
CEMENT BOARD



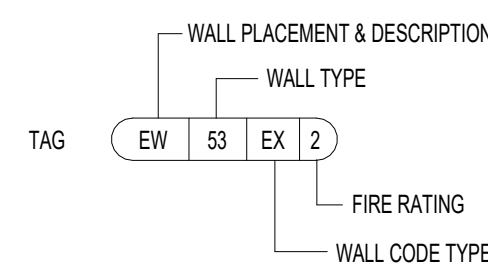
NAME: EW_F_41_1 (CB_1GB)
 COMMENT: VENEER ON EXT WD
 ASSEMBLY: UL U356
 DESCRIPTION: WALL WITH CEMENT BOARD - GYP INSIDE



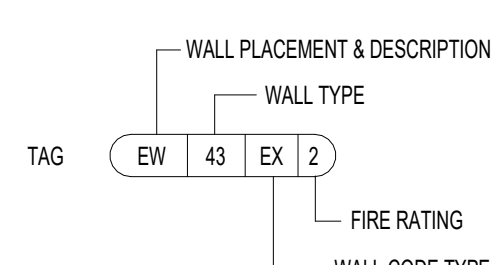
NAME: EW_F_52_0 (Mtl.S_3KS)
 COMMENT: VENEER ON EXT WD
 ASSEMBLY: IBC TABLE 721.1(2) 15-1.3
 DESCRIPTION: WALL WITH METAL SIDING VENEER - STUCCO INSIDE



NAME: EW_F_42_0 (CB_3KS)
 COMMENT: VENEER ON EXT WD
 ASSEMBLY: N/A
 DESCRIPTION: WALL WITH CEMENT BOARD - STUCCO INSIDE



NAME: EW_F_53_2 (Mtl.S_2GB)
 COMMENT: VENEER ON EXT WD
 ASSEMBLY: UL V314
 DESCRIPTION: WALL WITH METAL SIDING VENEER - (2) GYP INSIDE



NAME: EW_F_43_2 (CB_2GB)
 COMMENT: VENEER ON EXT WD
 ASSEMBLY: UL V314
 DESCRIPTION: WALL WITH CEMENT BOARD - (2) GYP INSIDE



**1-HR FLOOR / CEILING AT 1-HR UNIT
 SEPARATION WALL PARALLEL TO FLOOR
 TRUSSES AT PLUMBING WALLS**

01-EW-F-03

DATE:
04/11/23

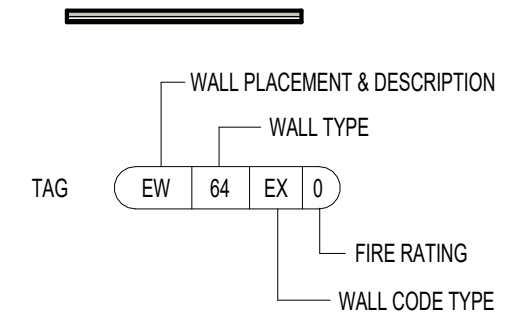


1-HR FLOOR / CEILING AT 1-HR UNIT
SEPARATION WALL PARALLEL TO FLOOR
TRUSSES AT PLUMBING WALLS
EXTERIOR WOOD STUD WALLS

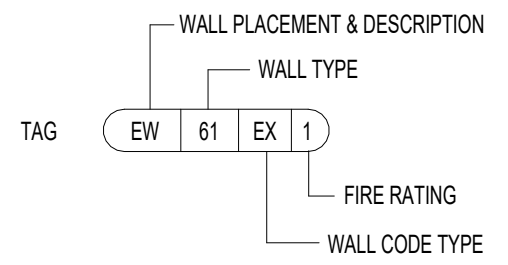
01-EW-F-04

DATE:
04/11/23

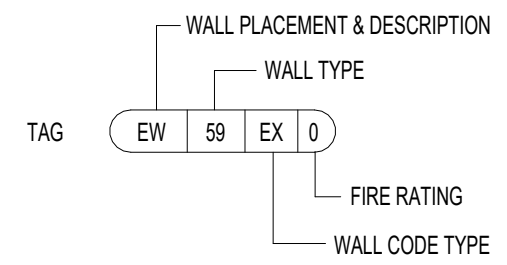
CMU VENEER



NAME: EWV_F_64_0 (UV_3KS)
COMMENT: VENEER ON EXT WD
ASSEMBLY: N/A
DESCRIPTION: WALL WITH CMU VENEER - STUCCO INSIDE

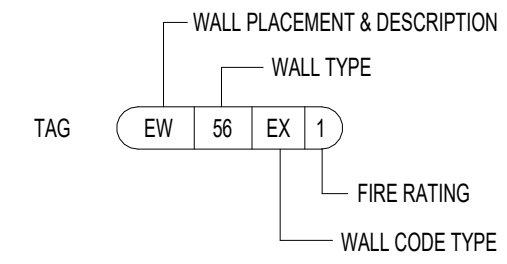


NAME: EWV_F_61_1 (UV_1GB)
COMMENT: VENEER ON EXT WD
ASSEMBLY: UL U356
DESCRIPTION: WALL WITH CMU VENEER - GYP INSIDE

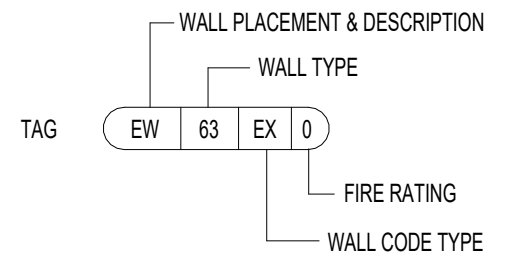


NAME: EWV_F_59_0 (BV_3KS)
COMMENT: VENEER ON EXT WD
ASSEMBLY: N/A
DESCRIPTION: WALL WITH BRICK VENEER - STUCCO INSIDE

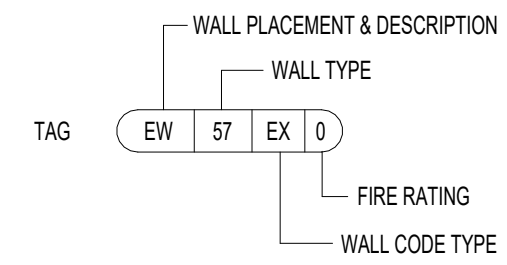
BRICK VENEER



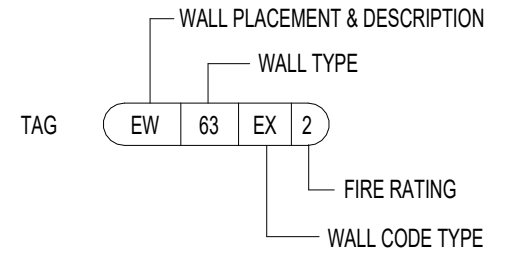
NAME: EWV_F_56_1 (BV_1GB)
COMMENT: VENEER ON EXT WD
ASSEMBLY: UL U356
DESCRIPTION: WALL WITH BRICK VENEER - GYP INSIDE



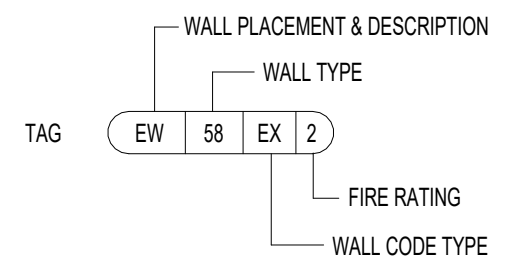
NAME: EWV_F_62_0 (UV_3KS)
COMMENT: VENEER ON EXT WD
ASSEMBLY: N/A
DESCRIPTION: WALL WITH CMU VENEER - STUCCO INSIDE



NAME: EWV_F_57_0 (BV_3KS)
COMMENT: VENEER ON EXT WD
ASSEMBLY: N/A
DESCRIPTION: WALL WITH BRICK VENEER - STUCCO INSIDE



NAME: EWV_F_63_2 (UV_2GB)
COMMENT: VENEER ON EXT WD
ASSEMBLY: UL V314
DESCRIPTION: WALL WITH CMU VENEER - (2) GYP INSIDE



NAME: EWV_F_58_2 (BV_2GB)
COMMENT: VENEER ON EXT WD
ASSEMBLY: UL V314
DESCRIPTION: WALL WITH BRICK VENEER - (2) GYP INSIDE

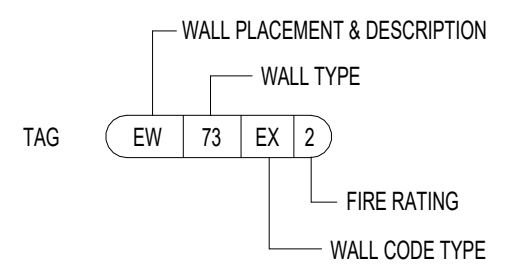


1-HR FLOOR / CEILING AT 1-HR UNIT
SEPARATION WALL PARALLEL TO FLOOR
EXTERIOR WOOD STUD WALLS
TRUSSES AT PLUMBING WALLS

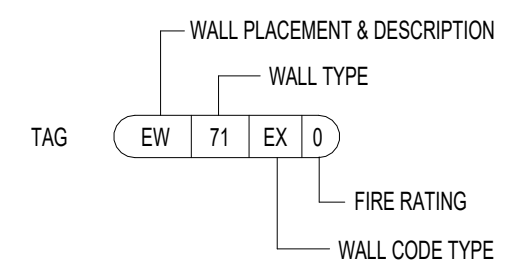
01-EW-F-05

DATE:
04/11/23

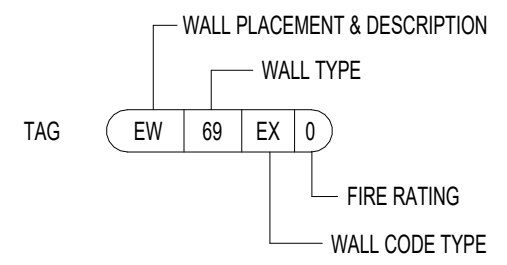
STONE VENEER



NAME: EWV_F_73_2(SV_2GB)
COMMENT: VENEER ON EXT WD
ASSEMBLY: UL V314
DESCRIPTION: WALL WITH STONE VENEER - (2) GYP INSIDE

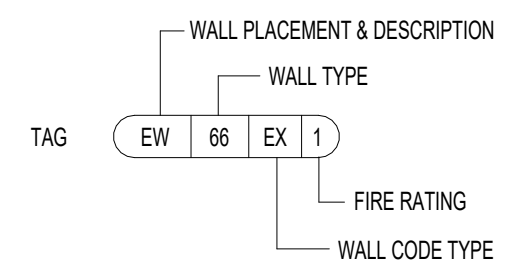


NAME: EWV_F_71_0(SV_1GB)
COMMENT: VENEER ON EXT WD
ASSEMBLY: -
DESCRIPTION: WALL WITH STONE VENEER - GYP INSIDE

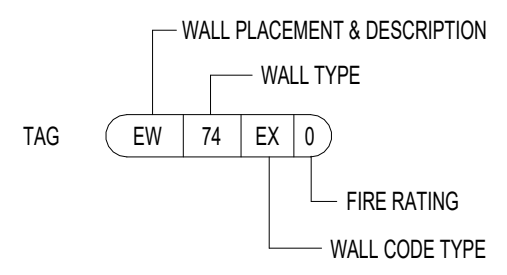


NAME: EWV_F_69_0(CV_3KS)
COMMENT: VENEER ON EXT WD
ASSEMBLY: N/A
DESCRIPTION: WALL WITH PRECAST VENEER - STUCCO INSIDE

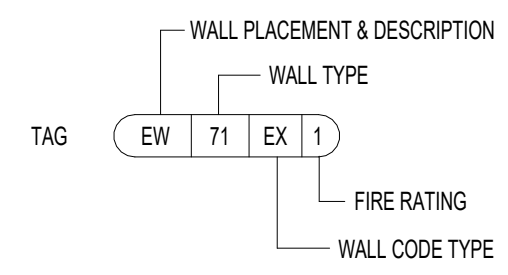
PRECAST VENEER



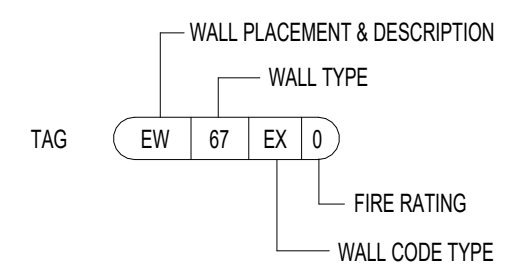
NAME: EWV_F_66_1(CV_1GB)
COMMENT: VENEER ON EXT WD
ASSEMBLY: UL U356
DESCRIPTION: WALL WITH PRECAST VENEER - GYP INSIDE



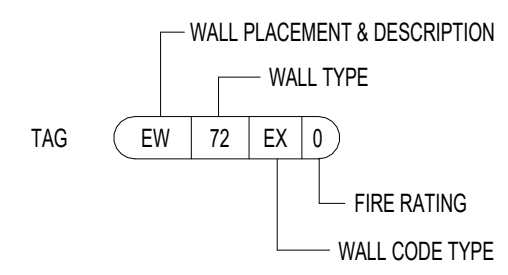
NAME: EWV_F_74_0(SV_3KS)
COMMENT: VENEER ON EXT WD
ASSEMBLY: N/A
DESCRIPTION: WALL WITH STONE VENEER - STUCCO INSIDE



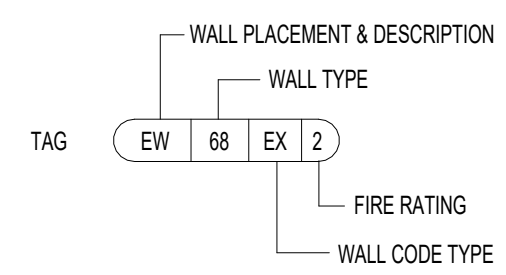
NAME: EWV_F_71_1(SV_1GB)
COMMENT: VENEER ON EXT WD
ASSEMBLY: UL U356
DESCRIPTION: WALL WITH STONE VENEER - GYP INSIDE




NAME: EWV_F_67_0(CV_3KS)
COMMENT: VENEER ON EXT WD
ASSEMBLY: N/A
DESCRIPTION: WALL WITH PRECAST VENEER - STUCCO INSIDE



NAME: EWV_F_72_0(SV_3KS)
COMMENT: VENEER ON EXT WD
ASSEMBLY: N/A
DESCRIPTION: WALL WITH STONE VENEER - STUCCO INSIDE



NAME: EWV_F_68_2(CV_2GB)
COMMENT: VENEER ON EXT WD
ASSEMBLY: UL V314
DESCRIPTION: WALL WITH PRECAST VENEER - (2) GYP INSIDE

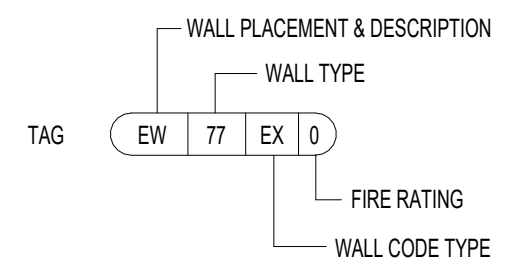


1-HR FLOOR / CEILING AT 1-HR UNIT
SEPARATION WALL PARALLEL TO FLOOR TRUSSES AT PLUMBING WALLS
EXTERIOR WOOD STUD WALLS

01-EW-F-06

DATE:
04/11/23

HARDIE PLANK - LAP SIDING

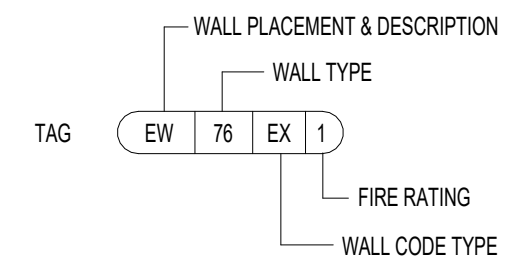


NAME: EWH_F_79_0 (HP_3KS)

COMMENT: HARDIE PLANK ON EXT WD

ASSEMBLY: N/A

DESCRIPTION: WALL WITH HARDIE PLANK - STUCCO INSIDE

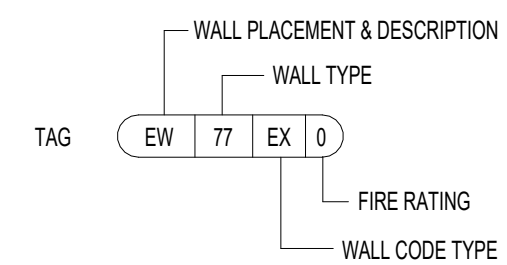


NAME: EWH_F_76_1 (HP_1GB)

COMMENT: HARDIE PLANK ON EXT WD

ASSEMBLY: UL U356

DESCRIPTION: WALL WITH HARDIE PLANK - GYP INSIDE

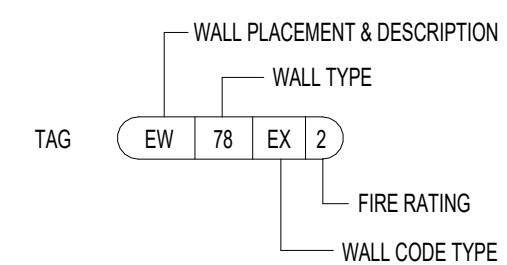


NAME: EWH_F_77_0 (HP_3KS)

COMMENT: HARDIE PLANK ON EXT WD

ASSEMBLY: N/A

DESCRIPTION: WALL WITH HARDIE PLANK - STUCCO INSIDE



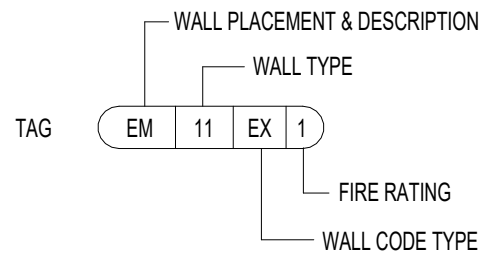
NAME: EWH_F_78_2 (HP_2GB)

COMMENT: HARDIE PLANK ON EXT WD

ASSEMBLY: UL V314

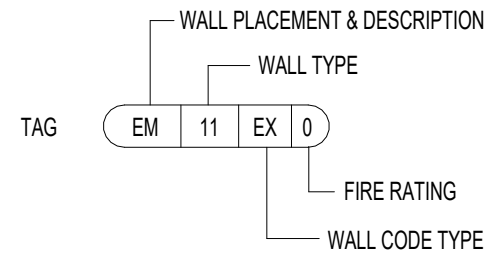
DESCRIPTION: WALL WITH METAL SIDING VENEER - (2) GYP INSIDE

3 COAT STUCCO

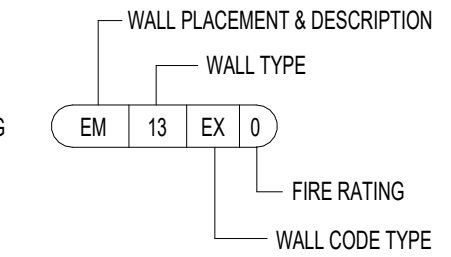


NAME: EM_F_11_1 (3KS_1GB)
 COMMENT: EXT MTL
 ASSEMBLY: IBC 721.1(2) ITEM 15-1.4
 DESCRIPTION: TYPICAL EXTERIOR WALL 1-HR RATED

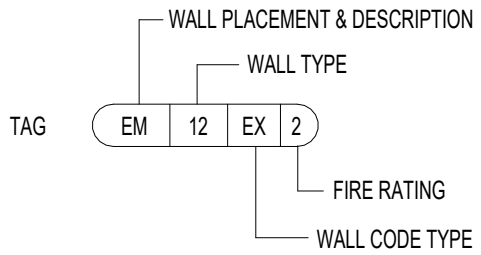
1 COAT STUCCO



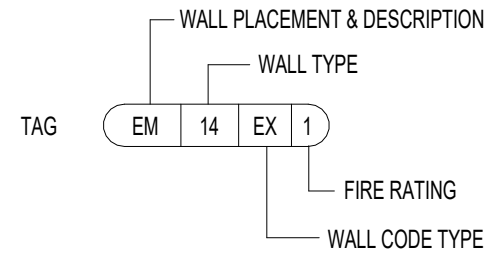
NAME: EM_F_11_0 (1KS_1GB)
 COMMENT: EXT MTL
 ASSEMBLY: N/A
 DESCRIPTION: TYPICAL EXTERIOR WALL NON-RATED



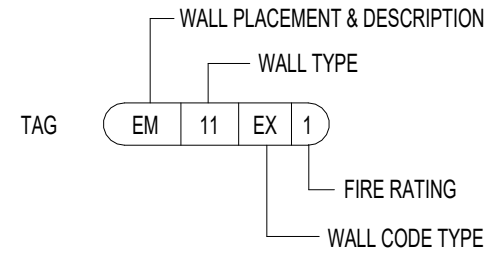
NAME: EM_F_13_0 (1KS_1KS)
 COMMENT: EXT MTL
 ASSEMBLY: N/A
 DESCRIPTION: EXTERIOR WALL WITH STUCCO ON BOTH SIDES NON-RATED



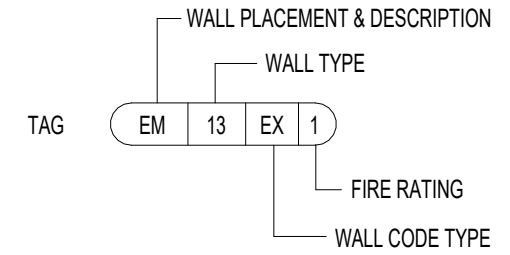
NAME: EM_F_12_2 (3KS_2GB)
 COMMENT: EXT MTL
 ASSEMBLY: UL U423
 DESCRIPTION: TYPICAL EXTERIOR WALL 2-HR RATED



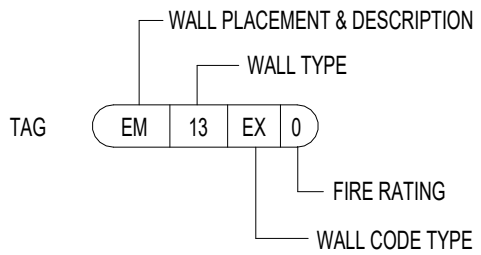
NAME: EM_F_14_1 (3KS_NA) Unit Separation
 COMMENT: EXT MTL
 ASSEMBLY: GA WP 5040
 DESCRIPTION: UNIT SEPARATION WALL WITH STUCCO



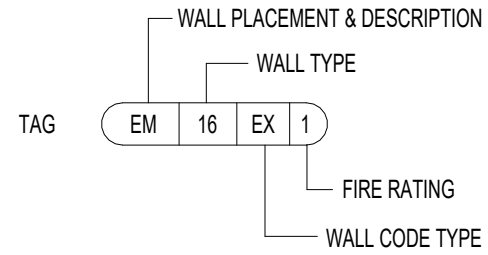
NAME: EM_F_11_1 (1KS_1GB)
 COMMENT: EXT MTL
 ASSEMBLY: IBC 721.1 (2)_ITEM 15-1.11
 DESCRIPTION: TYPICAL EXTERIOR WALL 1-HR RATED



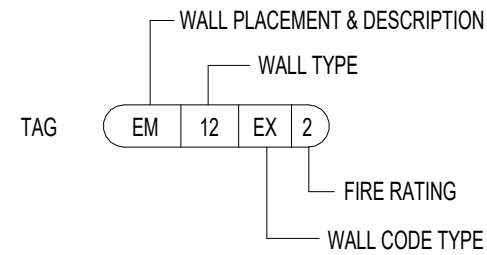
NAME: EM_F_13_1 (1KS_1KS)
 COMMENT: EXT MTL
 ASSEMBLY: IBC 721.1 (2)_ITEM 15-1.11
 DESCRIPTION: EXTERIOR WALL WITH STUCCO ON BOTH SIDES 1-HR RATED



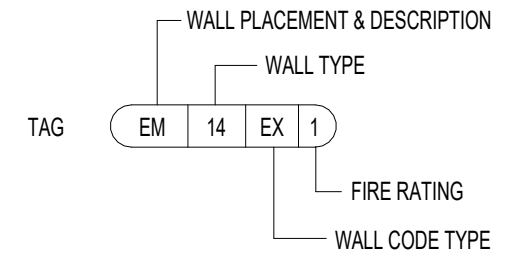
NAME: EM_F_13_0 (3KS_3KS)
 COMMENT: EXT MTL
 ASSEMBLY: N/A
 DESCRIPTION: EXTERIOR WALL WITH STUCCO ON BOTH SIDES NON-RATED



NAME: EM_F_16_1 (3KS_1GB)
 COMMENT: EXT WD
 ASSEMBLY: UL U423
 DESCRIPTION: TYPICAL EXTERIOR WALL 1-HR RATED FROM BOTH SIDES



NAME: EM_F_12_2 (1KS_2GB)
 COMMENT: EXT MTL
 ASSEMBLY: IBC 721.1 (2)_ITEM 15-1.10
 DESCRIPTION: TYPICAL EXTERIOR WALL 2-HR RATED



NAME: EM_F_14_1 (1KS_NA) Unit Separation
 COMMENT: EXT MTL
 ASSEMBLY: IBC 721.1 (2)_ITEM 15-1.11
 DESCRIPTION: UNIT SEPARATION WALL WITH STUCCO



1-HR FLOOR / CEILING AT 1-HR UNIT
 SEPARATION WALL PARALLEL TO FLOOR
 TRUSSES AT PLUMBING WALLS

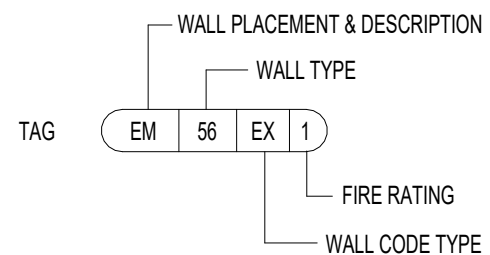
02-EM-F-01

DATE:
04/11/23

9/24/2024 1:24:50 PM

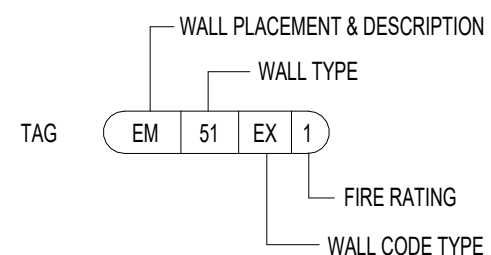
Autodesk Docs: //00-000-Revit-Detail-Library/Revit-Standard-Details-Library-HIVE.rvt

BRICK VENEER



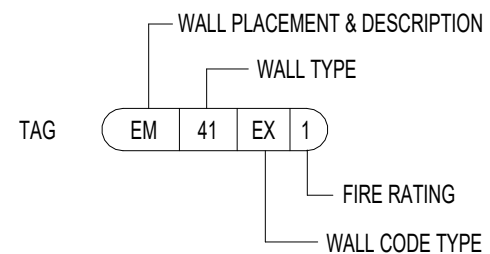
NAME: EMV_F_56_1 (BV_1GB)
 COMMENT: VENEER ON EXT MTL
 ASSEMBLY: GA WP 8006
 DESCRIPTION: WALL WITH BRICK VENEER - GYP INSIDE

METAL SIDING



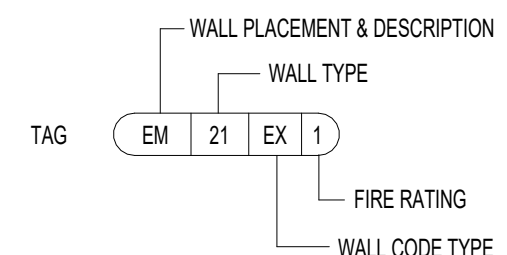
NAME: EMV_F_51_1 (Mtl.S_1GB)
 COMMENT: VENEER ON EXT MTL
 ASSEMBLY: GA WP 8006
 DESCRIPTION: WALL WITH METAL SIDING VENEER - GYP INSIDE

CEMENT BOARD



NAME: EMV_F_41_1 (CB_1GB)
 COMMENT: VENEER ON EXT MTL
 ASSEMBLY: GA WP 8006
 DESCRIPTION: WALL WITH CEMENT BOARD - GYP INSIDE

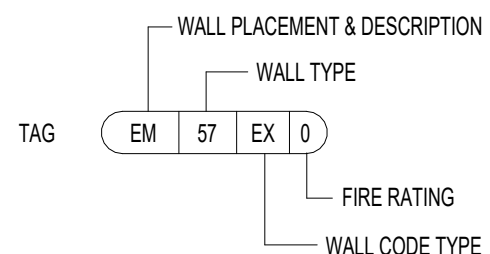
EIFS METAL STUD



NAME: EM_F_21_1 (EIFS_1GB)
 COMMENT: EXT MTL
 ASSEMBLY: GA WP 8006
 DESCRIPTION: TYPICAL EXTERIOR WALL 1-HR RATED

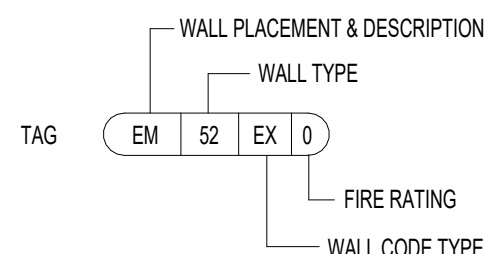


BRICK VENEER



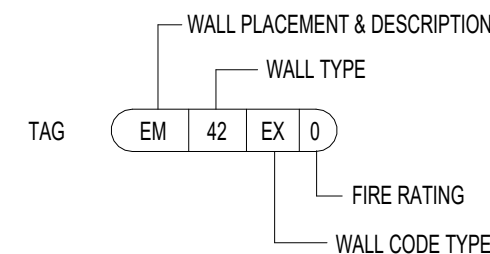
NAME: EMV_F_57_0 (BV_3KS)
 COMMENT: VENEER ON EXT MTL
 ASSEMBLY: N/A
 DESCRIPTION: WALL WITH BRICK VENEER - STUCCO INSIDE

METAL SIDING



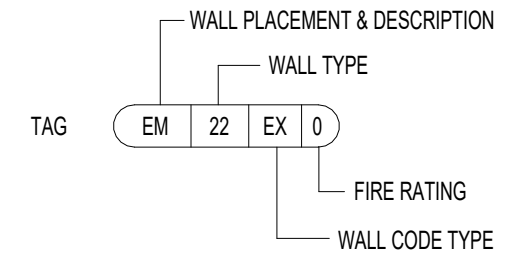
NAME: EMV_F_52_0 (Mtl.S_3KS)
 COMMENT: VENEER ON EXT MTL
 ASSEMBLY: N/A
 DESCRIPTION: WALL WITH METAL SIDING VENEER - STUCCO INSIDE

CEMENT BOARD



NAME: EMV_F_42_0 (CB_3KS)
 COMMENT: VENEER ON EXT WD
 ASSEMBLY: N/A
 DESCRIPTION: WALL WITH CEMENT BOARD - STUCCO INSIDE

EIFS METAL STUD



NAME: EM_F_22_0 (EIFS_1GB)
 COMMENT: EXT MTL
 ASSEMBLY: N/A
 DESCRIPTION: EXTERIOR WALL WITH EIFS ON BOTH SIDES NON-RATED

1-HR FLOOR / CEILING AT 1-HR UNIT
SEPARATION WALL PARALLEL TO FLOOR TRUSSES AT PLUMBING WALLS
EXTERIOR METAL STUD WALLS

02-EM-F-02

DATE:
04/11/23

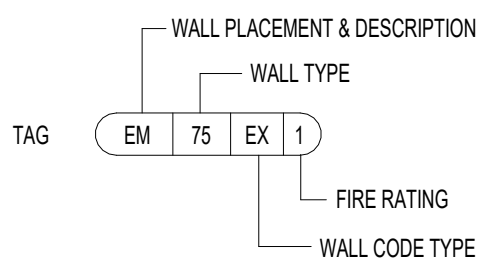


**1-HR FLOOR / CEILING AT 1-HR UNIT
SEPARATION WALL PARALLEL TO FLOOR
TRUSSES AT PLUMBING WALLS**

02-EM-F-03

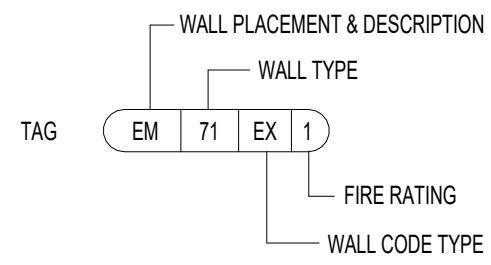
DATE:
04/11/23

HARDIE PLANK



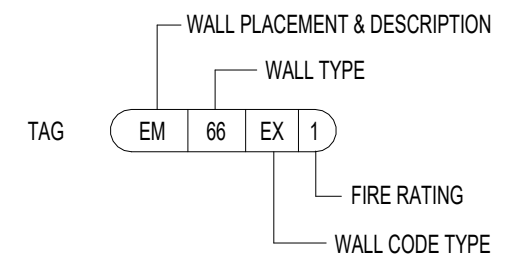
NAME: EMH_F_75_1 (HP_1GB)
COMMENT: HARDIE PLANK ON EXT WD
ASSEMBLY: GA WP 8006
DESCRIPTION: WALL WITH METAL SIDING VENEER - GYP INSIDE

STONE VENEER



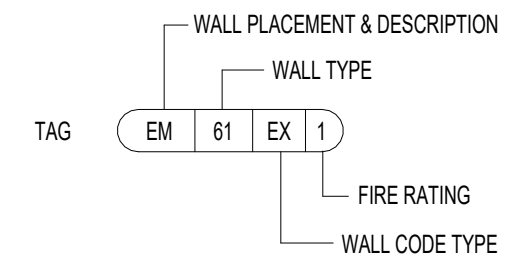
NAME: EMV_F_71_1 (SV_1GB)
COMMENT: VENEER ON EXT MTL
ASSEMBLY: GA WP 8006
DESCRIPTION: WALL WITH STONE VENEER - GYP INSIDE

PRECAST VENEER

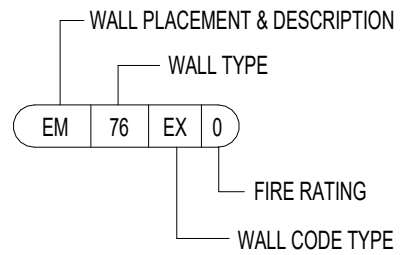


NAME: EMV_F_66_1 (CV_1GB)
COMMENT: VENEER ON EXT MTL
ASSEMBLY: GA WP 8006
DESCRIPTION: WALL WITH PRECAST VENEER - GYP INSIDE

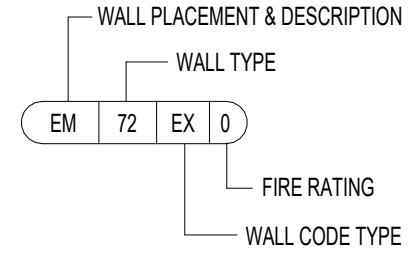
CMU VENEER



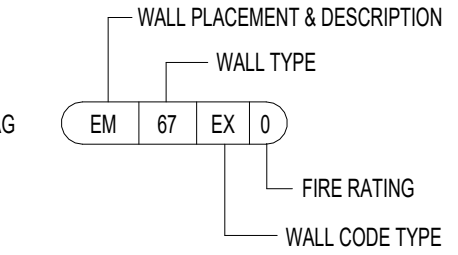
NAME: EMV_F_61_1 (UV_1GB)
COMMENT: VENEER ON EXT MTL
ASSEMBLY: GA WP 8006
DESCRIPTION: WALL WITH CMU VENEER - GYP INSIDE



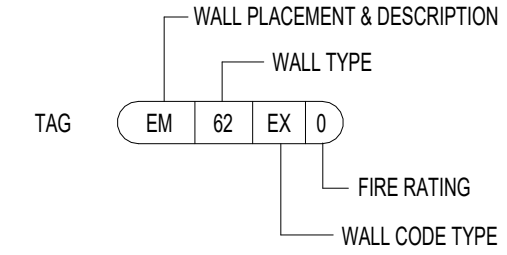
NAME: EMH_F_76_0 (HP_N/A)
COMMENT: HARDIE PLANK ON EXT WD
ASSEMBLY: N/A
DESCRIPTION: WALL WITH HARDIE PLANK - STUCCO INSIDE



NAME: EMV_F_72_0 (SV_3KS)
COMMENT: VENEER ON EXT MTL
ASSEMBLY: N/A
DESCRIPTION: WALL WITH STONE VENEER - STUCCO INSIDE



NAME: EMV_F_67_0 (CV_3KS)
COMMENT: VENEER ON EXT MTL
ASSEMBLY: N/A
DESCRIPTION: WALL WITH PRECAST VENEER - STUCCO INSIDE



NAME: EMV_F_62_0 (UV_3KS)
COMMENT: VENEER ON EXT MTL
ASSEMBLY: N/A
DESCRIPTION: WALL WITH CMU VENEER - STUCCO INSIDE

Autodesk Docs: //00-000 Revit - Detail Library/Revit - Standard Details Library - HIVE.rvt 9/24/2024 1:24:51 PM



1-HR FLOOR / CEILING AT 1-HR UNIT
SEPARATION WALL PARALLEL TO FLOOR
EXTERIOR WOOD STRUCTURE WALLS
TRUSSES AT PLUMBING WALLS

03-EW-S-00

DATE:
FEBRUARY 24, 2020

WALL PLACEMENT & DESCRIPTION

WALL TYPE

TAG EW S EX 0

FIRE RATING

WALL CODE TYPE

NAME: EW_S_0(4_1GB)

COMMENT: EXT WD

ASSEMBLY:

DESCRIPTION: TYPICAL EXTERIOR WALL NON-RATED

WALL PLACEMENT & DESCRIPTION

WALL TYPE

TAG EW S EX 0

FIRE RATING

WALL CODE TYPE

NAME: EW_S_0(4_NA)

COMMENT: EXT WD

ASSEMBLY:

DESCRIPTION: NON-RATED EXTERIOR WALL AT POP-OUTS (NO GYP INSIDE)

WALL PLACEMENT & DESCRIPTION

WALL TYPE

TAG EW S EX 0

FIRE RATING

WALL CODE TYPE

NAME: EW_S_0(6_3KS)

COMMENT: EXT WD

ASSEMBLY:

DESCRIPTION: EXTERIOR WALL WITH STUCCO ON BOTH SIDES NON-RATED

WALL PLACEMENT & DESCRIPTION

WALL TYPE

TAG EW S EX 0

FIRE RATING

WALL CODE TYPE

NAME: EW_S_0(8_1KS)

COMMENT: EXT WD

ASSEMBLY:

DESCRIPTION: EXTERIOR WALL WITH STUCCO ON BOTH SIDES NON-RATED

WALL PLACEMENT & DESCRIPTION

WALL TYPE

TAG EW S EX 0

FIRE RATING

WALL CODE TYPE

NAME: EW_S_0(4_1KS)

COMMENT: EXT WD

ASSEMBLY:

DESCRIPTION: EXTERIOR WALL WITH STUCCO ON BOTH SIDES NON-RATED

WALL PLACEMENT & DESCRIPTION

WALL TYPE

TAG EW S EX 0

FIRE RATING

WALL CODE TYPE

NAME: EW_S_0(6_1GB)

COMMENT: EXT WD

ASSEMBLY:

DESCRIPTION: TYPICAL EXTERIOR WALL NON-RATED

WALL PLACEMENT & DESCRIPTION

WALL TYPE

TAG EW S EX 0

FIRE RATING

WALL CODE TYPE

NAME: EW_S_0(6_NA)

COMMENT: EXT WD

ASSEMBLY:

DESCRIPTION: NON-RATED EXTERIOR WALL AT POP-OUTS (NO GYP INSIDE)

WALL PLACEMENT & DESCRIPTION

WALL TYPE

TAG EW S EX 0

FIRE RATING

WALL CODE TYPE

NAME: EW_S_0(8_3KS)

COMMENT: EXT WD

ASSEMBLY:

DESCRIPTION: EXTERIOR WALL WITH STUCCO ON BOTH SIDES NON-RATED

WALL PLACEMENT & DESCRIPTION

WALL TYPE

TAG EW S EX 0

FIRE RATING

WALL CODE TYPE

NAME: EW_S_0(4_3KS)

COMMENT: EXT WD

ASSEMBLY:

DESCRIPTION: EXTERIOR WALL WITH STUCCO ON BOTH SIDES NON-RATED

WALL PLACEMENT & DESCRIPTION

WALL TYPE

TAG EW S EX 0

FIRE RATING

WALL CODE TYPE

NAME: EW_S_0(6_1KS)

COMMENT: EXT WD

ASSEMBLY:

DESCRIPTION: EXTERIOR WALL WITH STUCCO ON BOTH SIDES NON-RATED

WALL PLACEMENT & DESCRIPTION

WALL TYPE

TAG EW S EX 0

FIRE RATING

WALL CODE TYPE

NAME: EW_S_0(8_1GB)

COMMENT: EXT WD

ASSEMBLY:

DESCRIPTION: TYPICAL EXTERIOR WALL NON-RATED

WALL PLACEMENT & DESCRIPTION

WALL TYPE

TAG EW S EX 0

FIRE RATING

WALL CODE TYPE

NAME: EW_S_0(8_NA)

COMMENT: EXT WD

ASSEMBLY:

DESCRIPTION: NON-RATED EXTERIOR WALL AT POP-OUTS (NO GYP INSIDE)



1-HR FLOOR / CEILING AT 1-HR UNIT SEPARATION WALL PARALLEL TO FLOOR TRUSSES AT PLUMBING WALLS

03-EW-S-01

DATE: 04/04/20

NAME: EW_S_1(4_1GB)
 COMMENT: EXT WD
 ASSEMBLY:
 DESCRIPTION: TYPICAL EXTERIOR WALL 1-HR RATED

NAME: EW_S_1(4_NA)
 COMMENT: EXT WD
 ASSEMBLY:
 DESCRIPTION: TYPICAL EXTERIOR WALL AT POP-OUTS (NO GYP INSIDE)

NAME: EW_S_1(6_1KS)
 COMMENT: EXT WD
 ASSEMBLY:
 DESCRIPTION: EXTERIOR WALL WITH STUCCO ON BOTH SIDES 1-HR RATED

NAME: EW_S_1(6_NA) Unit Separation
 COMMENT: EXT WD
 ASSEMBLY:
 DESCRIPTION: UNIT SEPARATION WALL WITH STUCCO

NAME: EW_S_1(6_1GB)
 COMMENT: EXT WD
 ASSEMBLY:
 DESCRIPTION: TYPICAL EXTERIOR WALL 1-HR RATED

NAME: EW_S_1(4_NA) Unit Separation
 COMMENT: EXT WD
 ASSEMBLY:
 DESCRIPTION: UNIT SEPARATION WALL WITH STUCCO

NAME: EW_S_1(6_3KS)
 COMMENT: EXT WD
 ASSEMBLY:
 DESCRIPTION: EXTERIOR WALL WITH STUCCO ON BOTH SIDES 1-HR RATED

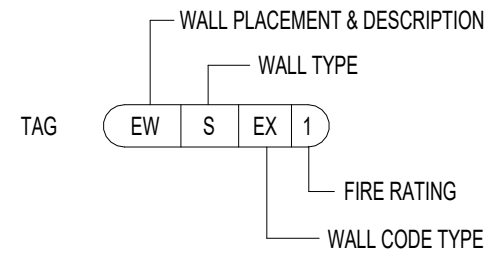
NAME: EW_S_1(8_1GB)
 COMMENT: EXT WD
 ASSEMBLY:
 DESCRIPTION: TYPICAL EXTERIOR WALL 1-HR RATED

NAME: EW_S_1(4_3KS)
 COMMENT: EXT WD
 ASSEMBLY:
 DESCRIPTION: EXTERIOR WALL WITH STUCCO ON BOTH SIDES 1-HR RATED

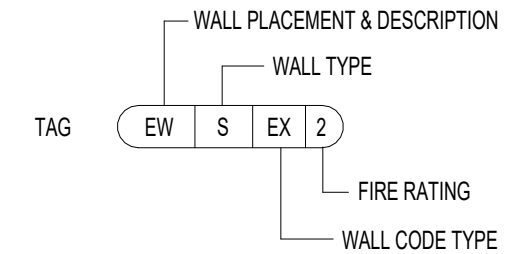
NAME: EW_S_1(6_1GB)
 COMMENT: EXT WD
 ASSEMBLY:
 DESCRIPTION: TYPICAL EXTERIOR WALL 1-HR RATED

NAME: EW_S_1(6_NA)
 COMMENT: EXT WD
 ASSEMBLY:
 DESCRIPTION: TYPICAL EXTERIOR WALL AT POP-OUTS (NO GYP INSIDE)

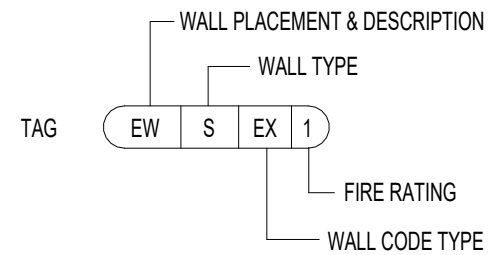
NAME: EW_S_1(8_1KS)
 COMMENT: EXT WD
 ASSEMBLY:
 DESCRIPTION: EXTERIOR WALL WITH STUCCO ON BOTH SIDES 1-HR RATED



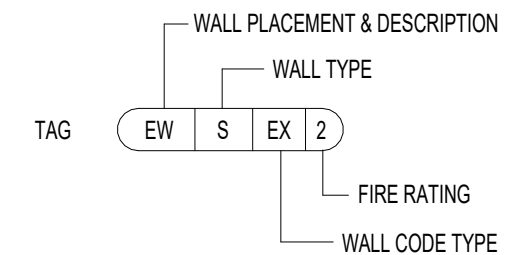
NAME: EW_S_1 (8_3KS)
 COMMENT: EXT WD
 ASSEMBLY:
 DESCRIPTION: EXTERIOR WALL WITH STUCCO ON BOTH SIDES 1-HR RATED



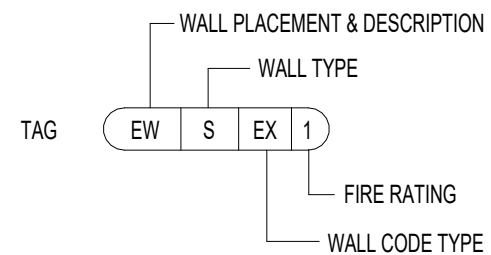
NAME: EW_S_2 (4_2GB)
 COMMENT: EXT WD
 ASSEMBLY:
 DESCRIPTION: TYPICAL EXTERIOR WALL 2-HR RATED



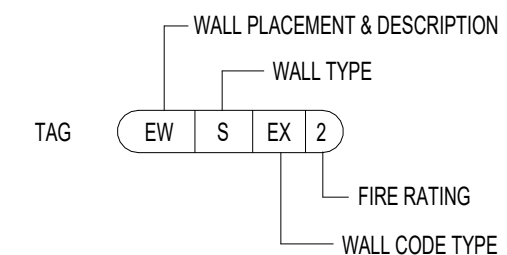
NAME: EW_S_1 (8_NA)
 COMMENT: EXT WD
 ASSEMBLY:
 DESCRIPTION: TYPICAL EXTERIOR WALL AT POP-OUTS (NO GYP INSIDE)



NAME: EW_S_2 (6_2GB)
 COMMENT: EXT WD
 ASSEMBLY:
 DESCRIPTION: TYPICAL EXTERIOR WALL 2-HR RATED



NAME: EW_S_1 (8_NA) Unit Separation
 COMMENT: EXT WD
 ASSEMBLY:
 DESCRIPTION: UNIT SEPARATION WALL WITH STUCCO



NAME: EW_S_2 (8_2GB)
 COMMENT: EXT WD
 ASSEMBLY:
 DESCRIPTION: TYPICAL EXTERIOR WALL 2-HR RATED



**1-HR FLOOR / CEILING AT 1-HR UNIT
 SEPARATION WALL PARALLEL TO FLOOR
 EXTERIOR WOOD STRUCTURE WALLS
 TRUSSES AT PLUMBING WALLS**

03-EW-S-02

DATE:
04/04/20



1-HR FLOOR / CEILING AT 1-HR UNIT
SEPARATION WALL PARALLEL TO FLOOR
EXTERIOR METAL STUD WALLS
TRUSSES AT PLUMBING WALLS

04-EM-S-00

DATE:
04/04/20

WALL PLACEMENT & DESCRIPTION

WALL TYPE

TAG: EM S EX 0

FIRE RATING

WALL CODE TYPE

NAME: EM_S_0(4_1GB)

COMMENT: EXT MTL

ASSEMBLY:

DESCRIPTION: TYPICAL EXTERIOR WALL NON-RATED

WALL PLACEMENT & DESCRIPTION

WALL TYPE

TAG: EM S EX 0

FIRE RATING

WALL CODE TYPE

NAME: EM_S_0(4_NA)

COMMENT: EXT MTL

ASSEMBLY:

DESCRIPTION: NON-RATED EXTERIOR WALL AT POP-OUTS (NO GYP INSIDE)

WALL PLACEMENT & DESCRIPTION

WALL TYPE

TAG: EM S EX 0

FIRE RATING

WALL CODE TYPE

NAME: EM_S_0(6_3KS)

COMMENT: EXT MTL

ASSEMBLY:

DESCRIPTION: EXTERIOR WALL WITH STUCCO ON BOTH SIDES NON-RATED

WALL PLACEMENT & DESCRIPTION

WALL TYPE

TAG: EM S EX 0

FIRE RATING

WALL CODE TYPE

NAME: EM_S_0(8_1KS)

COMMENT: EXT MTL

ASSEMBLY:

DESCRIPTION: EXTERIOR WALL WITH STUCCO ON BOTH SIDES NON-RATED

WALL PLACEMENT & DESCRIPTION

WALL TYPE

TAG: EM S EX 0

FIRE RATING

WALL CODE TYPE

NAME: EM_S_0(4_1KS)

COMMENT: EXT MTL

ASSEMBLY:

DESCRIPTION: EXTERIOR WALL WITH STUCCO ON BOTH SIDES NON-RATED

WALL PLACEMENT & DESCRIPTION

WALL TYPE

TAG: EM S EX 0

FIRE RATING

WALL CODE TYPE

NAME: EM_S_0(6_1GB)

COMMENT: EXT MTL

ASSEMBLY:

DESCRIPTION: TYPICAL EXTERIOR WALL NON-RATED

WALL PLACEMENT & DESCRIPTION

WALL TYPE

TAG: EM S EX 0

FIRE RATING

WALL CODE TYPE

NAME: EM_S_0(6_NA)

COMMENT: EXT MTL

ASSEMBLY:

DESCRIPTION: NON-RATED EXTERIOR WALL AT POP-OUTS (NO GYP INSIDE)

WALL PLACEMENT & DESCRIPTION

WALL TYPE

TAG: EM S EX 0

FIRE RATING

WALL CODE TYPE

NAME: EM_S_0(8_3KS)

COMMENT: EXT MTL

ASSEMBLY:

DESCRIPTION: EXTERIOR WALL WITH STUCCO ON BOTH SIDES NON-RATED

WALL PLACEMENT & DESCRIPTION

WALL TYPE

TAG: EM S EX 0

FIRE RATING

WALL CODE TYPE

NAME: EM_S_0(4_3KS)

COMMENT: EXT MTL

ASSEMBLY:

DESCRIPTION: EXTERIOR WALL WITH STUCCO ON BOTH SIDES NON-RATED

WALL PLACEMENT & DESCRIPTION

WALL TYPE

TAG: EM S EX 0

FIRE RATING

WALL CODE TYPE

NAME: EM_S_0(6_1KS)

COMMENT: EXT MTL

ASSEMBLY:

DESCRIPTION: EXTERIOR WALL WITH STUCCO ON BOTH SIDES NON-RATED

WALL PLACEMENT & DESCRIPTION

WALL TYPE

TAG: EM S EX 0

FIRE RATING

WALL CODE TYPE

NAME: EM_S_0(8_1GB)

COMMENT: EXT MTL

ASSEMBLY:

DESCRIPTION: TYPICAL EXTERIOR WALL NON-RATED

WALL PLACEMENT & DESCRIPTION

WALL TYPE

TAG: EM S EX 0

FIRE RATING

WALL CODE TYPE

NAME: EM_S_0(8_NA)

COMMENT: EXT MTL

ASSEMBLY:

DESCRIPTION: NON-RATED EXTERIOR WALL AT POP-OUTS (NO GYP INSIDE)

9/24/2024 1:24:56 PM

Autodesk Docs://00-000 Revit-Detail Library/Revit-Standard-Details-Library-HIVE.rvt



1-HR FLOOR / CEILING AT 1-HR UNIT SEPARATION WALL PARALLEL TO FLOOR TRUSSES AT PLUMBING WALLS

NAME: EM_S_1(4_1GB)
 COMMENT: EXT MTL
 ASSEMBLY:
 DESCRIPTION: TYPICAL EXTERIOR WALL 1-HR RATED

NAME: EM_S_1(4_NA)
 COMMENT: EXT MTL
 ASSEMBLY:
 DESCRIPTION: TYPICAL EXTERIOR WALL AT POP-OUTS (NO GYP INSIDE)

NAME: EM_S_1(6_1KS)
 COMMENT: EXT MTL
 ASSEMBLY:
 DESCRIPTION: EXTERIOR WALL WITH STUCCO ON BOTH SIDES 1-HR RATED

NAME: EM_S_1(6_NA) Unit Separation
 COMMENT: EXT MTL
 ASSEMBLY:
 DESCRIPTION: UNIT SEPARATION WALL WITH STUCCO

NAME: EM_S_1(4_1KS)
 COMMENT: EXT MTL
 ASSEMBLY:
 DESCRIPTION: EXTERIOR WALL WITH STUCCO ON BOTH SIDES 1-HR RATED

NAME: EM_S_1(4_NA) Unit Separation
 COMMENT: EXT MTL
 ASSEMBLY:
 DESCRIPTION: UNIT SEPARATION WALL WITH STUCCO

NAME: EM_S_1(6_3KS)
 COMMENT: EXT MTL
 ASSEMBLY:
 DESCRIPTION: EXTERIOR WALL WITH STUCCO ON BOTH SIDES 1-HR RATED

NAME: EM_S_1(8_1GB)
 COMMENT: EXT MTL
 ASSEMBLY:
 DESCRIPTION: TYPICAL EXTERIOR WALL 1-HR RATED

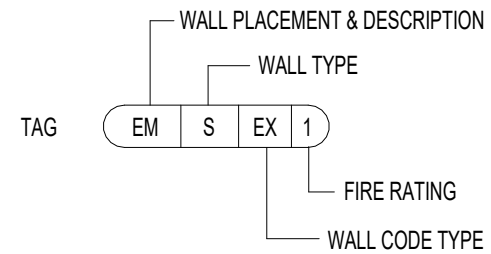
NAME: EM_S_1(4_3KS)
 COMMENT: EXT MTL
 ASSEMBLY:
 DESCRIPTION: EXTERIOR WALL WITH STUCCO ON BOTH SIDES 1-HR RATED

NAME: EM_S_1(6_1GB)
 COMMENT: EXT MTL
 ASSEMBLY:
 DESCRIPTION: TYPICAL EXTERIOR WALL 1-HR RATED

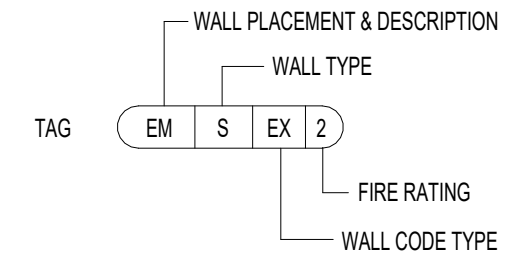
NAME: EM_S_1(6_NA)
 COMMENT: EXT WD
 ASSEMBLY:
 DESCRIPTION: TYPICAL EXTERIOR WALL AT POP-OUTS (NO GYP INSIDE)

NAME: EM_S_1(8_1KS)
 COMMENT: EXT MTL
 ASSEMBLY:
 DESCRIPTION: EXTERIOR WALL WITH STUCCO ON BOTH SIDES 1-HR RATED

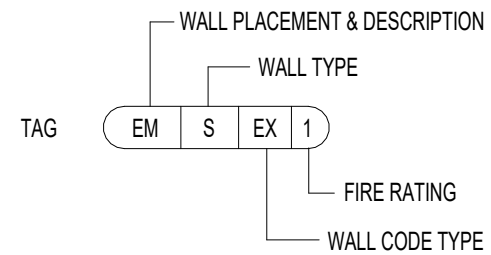
04-EM-S-01
DATE: 04/04/20



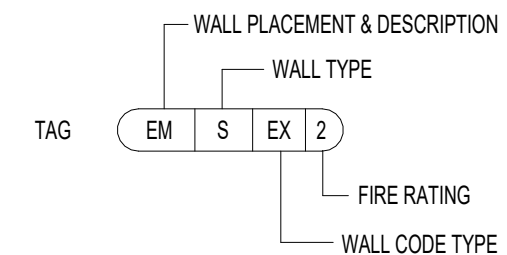
NAME: EM_S_1 (8_3KS)
 COMMENT: EXT MTL
 ASSEMBLY:
 DESCRIPTION: EXTERIOR WALL WITH STUCCO ON BOTH SIDES 1-HR RATED



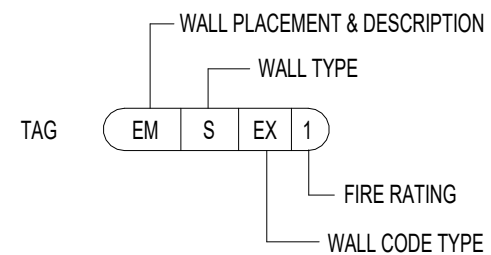
NAME: EM_S_2 (4_2GB)
 COMMENT: EXT MTL
 ASSEMBLY:
 DESCRIPTION: TYPICAL EXTERIOR WALL 2-HR RATED



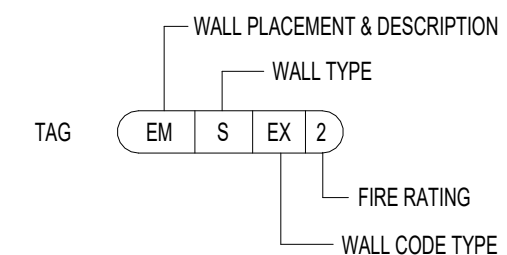
NAME: EM_S_1 (8_NA)
 COMMENT: EXT MTL
 ASSEMBLY:
 DESCRIPTION: TYPICAL EXTERIOR WALL AT POP-OUTS (NO GYP INSIDE)



NAME: EM_S_2 (6_2GB)
 COMMENT: EXT MTL
 ASSEMBLY:
 DESCRIPTION: TYPICAL EXTERIOR WALL 2-HR RATED



NAME: EM_S_1 (8_NA) Unit Separation
 COMMENT: EXT MTL
 ASSEMBLY:
 DESCRIPTION: UNIT SEPARATION WALL WITH STUCCO



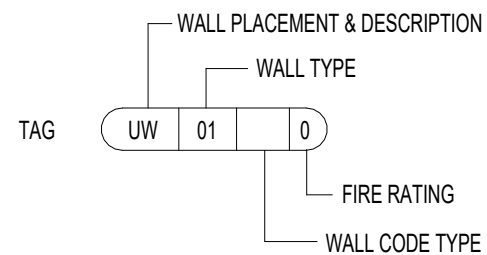
NAME: EM_S_2 (8_2GB)
 COMMENT: EXT MTL
 ASSEMBLY:
 DESCRIPTION: TYPICAL EXTERIOR WALL 2-HR RATED



**1-HR FLOOR / CEILING AT 1-HR UNIT
 SEPARATION WALL PARALLEL TO FLOOR
 EXTERIOR METAL STUD STRUCTURE WALLS
 TRUSSES AT PLUMBING WALLS**

04-EM-S-02

DATE:
04/04/20

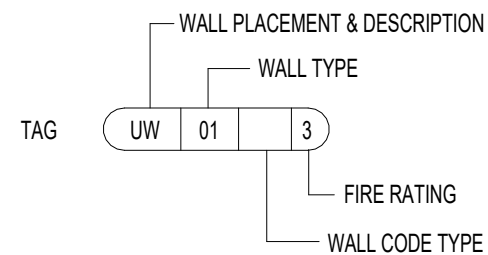


NAME: UW_01_0 (NA_8x8x16_NA)

COMMENT: CMU

ASSEMBLY: N/A

DESCRIPTION: TYPICAL CMU WALL NON-RATED

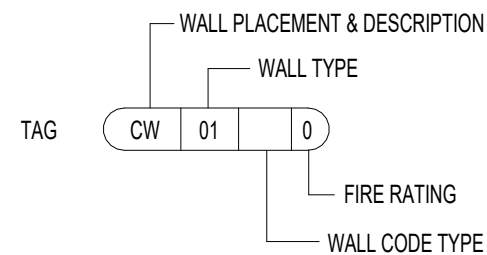


NAME: UW_01_3 (NA_8x8x16_NA)

COMMENT: CMU

ASSEMBLY: IBC 721.1 (2) 3-1.1/ 3-1.4

DESCRIPTION: TYPICAL CMU WALL-3-HR RATED

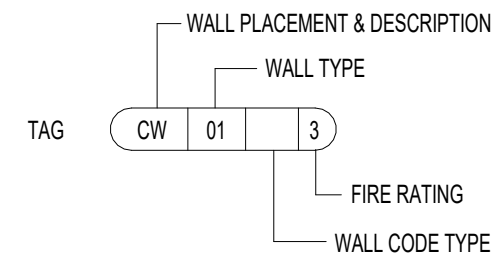



NAME: CW_01_0 (NA_8_NA)

COMMENT: CONC

ASSEMBLY: N/A

DESCRIPTION: TYPICAL CONCRETE WALL NON-RATED

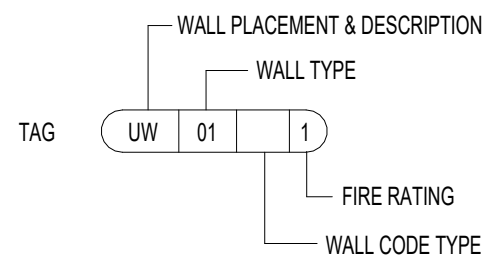


NAME: CW_01_3 (NA_8_NA)

COMMENT: CONC

ASSEMBLY: IBC 721.1 (2) 4-1.1

DESCRIPTION: TYPICAL CONCRETE WALL 3-HR RATED

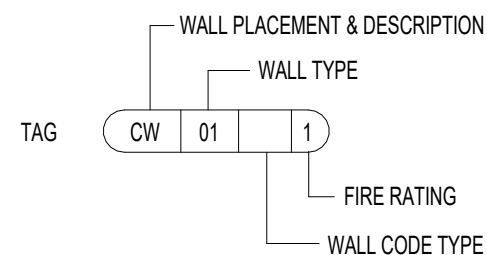


NAME: UW_01_1 (NA_8x8x16_NA)

COMMENT: CMU

ASSEMBLY: IBC 721.1 (2) 3-1.1/ 3-1.4

DESCRIPTION: TYPICAL CMU WALL 1-HR-RATED

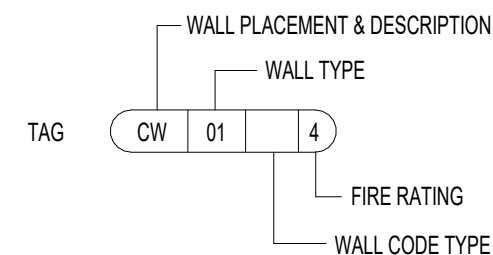


NAME: CW_01_1 (NA_8_NA)

COMMENT: CONC

ASSEMBLY: IBC 721.1 (2) 4-1.1

DESCRIPTION: TYPICAL CONCRETE WALL 1-HR RATED

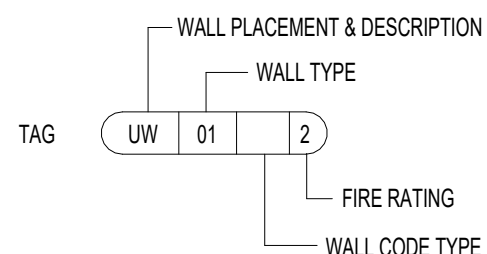


NAME: CW_01_4 (NA_8_NA)

COMMENT: CONC

ASSEMBLY: IBC 721.1 (2) 4-1.1

DESCRIPTION: TYPICAL CONCRETE WALL 4-HR RATED

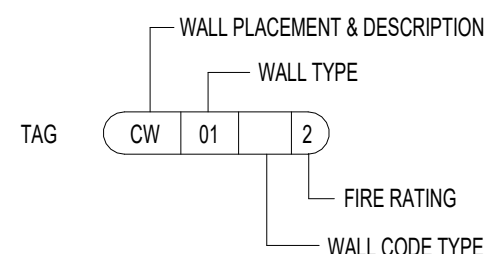
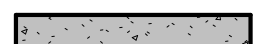


NAME: UW_01_2 (NA_8x8x16_NA)

COMMENT: CMU

ASSEMBLY: IBC 721.1 (2) 3-1.1/ 3-1.4

DESCRIPTION: TYPICAL CMU WALL 2-HR-RATED



NAME: CW_01_2 (NA_8_NA)

COMMENT: CONC

ASSEMBLY: IBC 721.1 (2) 4-1.1

DESCRIPTION: TYPICAL CONCRETE WALL 2-HR RATED



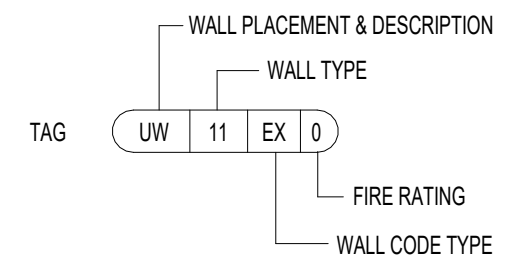
**1-HR FLOOR / CEILING AT 1-HR UNIT
SEPARATION WALL PARALLEL TO FLOOR
& CONCRETE WALLS
TRUSSES AT PLUMBING WALLS**

05-CONC-01

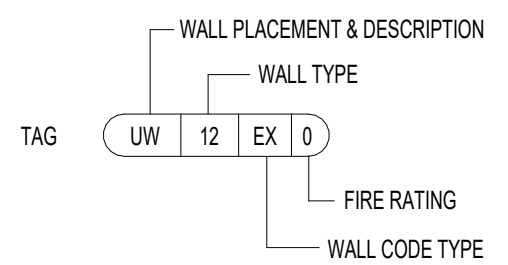
DATE:
04/04/20



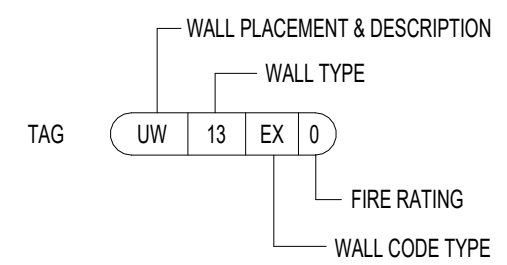
1-HR FLOOR / CEILING AT 1-HR UNIT
SEPARATION WALL PARALLEL TO FLOOR TRUSSES AT PLUMBING WALLS
CMU WITH VENEER



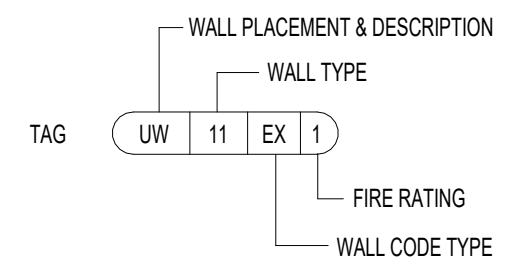
NAME: UWV_11_0 (BV_8x8x16_NA)
COMMENT: CMU-V
ASSEMBLY: N/A
DESCRIPTION: CMU WALL WITH BRICK VENEER ON 1-SIDE NON-RATED



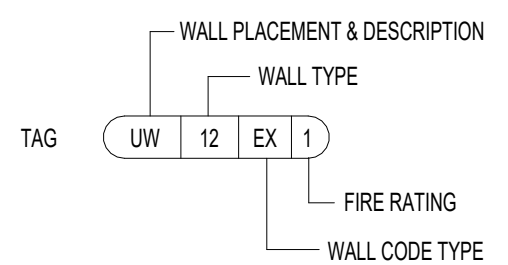
NAME: UWV_12_0 (BV_8x8x16_BV)
COMMENT: CMU-V
ASSEMBLY: N/A
DESCRIPTION: CMU WALL WITH BRICK VENEER ON 2-SIDES NON-RATED



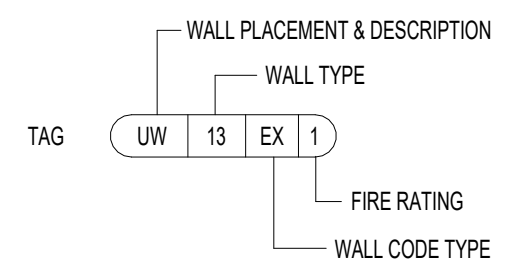
NAME: UWV_13_0 (3KS_8x8x16_NA)
COMMENT: CMU-S
ASSEMBLY:
DESCRIPTION: CMU WALL WITH STUCCO FINISH ON 1-SIDE NON-RATED



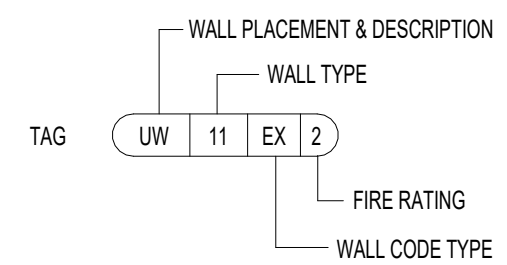
NAME: UWV_11_1 (BV_8x8x16_NA)
COMMENT: CMU-V
ASSEMBLY: IBC 721.1 (2) 3-1.1/ 3-1.4
DESCRIPTION: CMU WALL WITH BRICK VENEER ON 1-SIDE 1-HR RATED



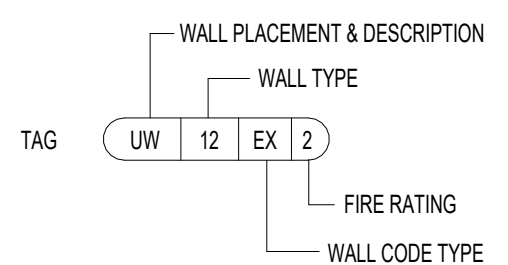
NAME: UWV_12_1 (BV_8x8x16_BV)
COMMENT: CMU-V
ASSEMBLY: IBC 721.1 (2) 3-1.1/ 3-1.4
DESCRIPTION: CMU WALL WITH BRICK VENEER 2-SIDES 1-HR RATED



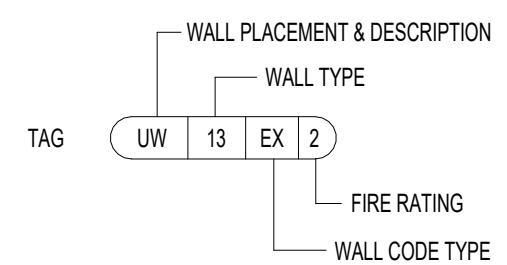
NAME: UWV_13_1 (3KS_8x8x16_NA)
COMMENT: CMU-S
ASSEMBLY: IBC 721.1 (2) 3-1.1/ 3-1.4
DESCRIPTION: CMU WALL WITH STUCCO FINISH ON 1-SIDE 1-HR RATED



NAME: UWV_11_2 (BV_8x8x16_NA)
COMMENT: CMU-V
ASSEMBLY: IBC 721.1 (2) 3-1.1/ 3-1.4
DESCRIPTION: CMU WALL WITH BRICK VENEER ON 1-SIDE 2-HR RATED



NAME: UWV_12_2 (BV_8x8x16_BV)
COMMENT: CMU-V
ASSEMBLY: IBC 721.1 (2) 3-1.1/ 3-1.4
DESCRIPTION: CMU WALL WITH BRICK VENEER 2-SIDES 2-HR RATED

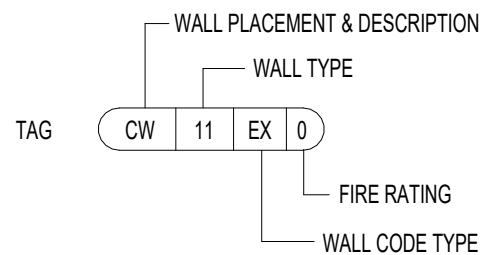
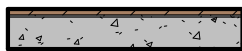


NAME: UWV_13_2 (3KS_8x8x16_NA)
COMMENT: CMU-S
ASSEMBLY: IBC 721.1 (2) 3-1.1/ 3-1.4
DESCRIPTION: CMU WALL WITH STUCCO FINISH ON 1-SIDE 2-HR RATED

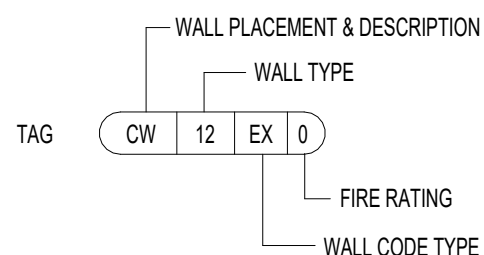
05-CONC-02

DATE:
04/04/20

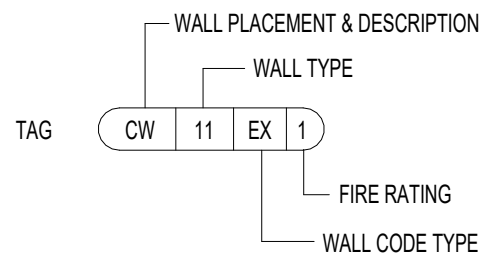
9/24/2024 1:24:59 PM
Autodesk Docs://00-000-Revit-Detail-Library/Revit-Standard-Details-Library-HIVE.rvt



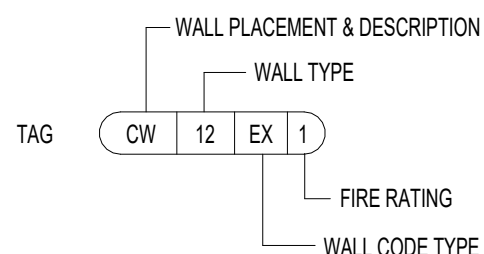

NAME: CWV_11_0 (BV_8_NA)
 COMMENT: CONC-V
 ASSEMBLY: N/A
 DESCRIPTION: CONCRETE WALL WITH BRICK VENEER ON 1-SIDE NON-RATED



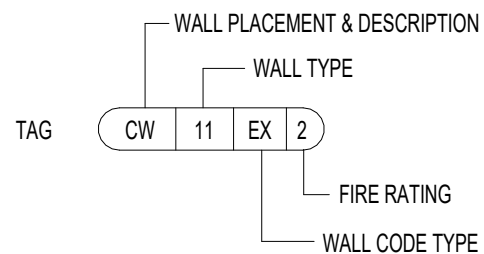
NAME: CWV_12_0 (BV_8_BV)
 COMMENT: CONC-V
 ASSEMBLY: N/A
 DESCRIPTION: CONCRETE WALL WITH BRICK VENEER ON 2-SIDES NON-RATED



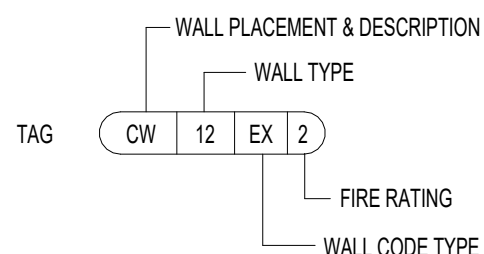
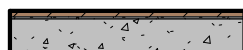
NAME: CWV_11_1 (BV_8_NA)
 COMMENT: CONC-V
 ASSEMBLY: IBC 721.1 (2) 4-1.1
 DESCRIPTION: CONCRETE WALL WITH BRICK VENEER 1-SIDE 1-HR RATED



NAME: CWV_12_1 (BV_8_BV)
 COMMENT: CONC-V
 ASSEMBLY: IBC 721.1 (2) 4-1.1
 DESCRIPTION: CONCRETE WALL WITH BRICK VENEER 2-SIDES 1-HR RATED



NAME: CWV_11_2 (BV_8_NA)
 COMMENT: CONC-V
 ASSEMBLY: IBC 721.1 (2) 4-1.1
 DESCRIPTION: CONCRETE WALL WITH BRICK VENEER 1-SIDE 2-HR RATED



NAME: CWV_12_2 (BV_8_BV)
 COMMENT: CONC-V
 ASSEMBLY: IBC 721.1 (2) 4-1.1
 DESCRIPTION: CONCRETE WALL WITH BRICK VENEER 2-SIDES 2-HR RATED

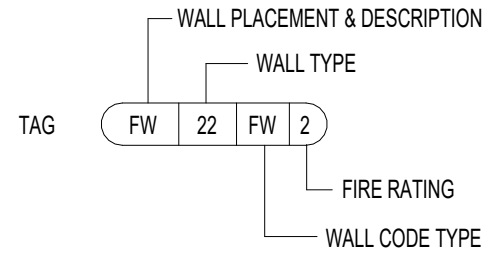


**1-HR FLOOR / CEILING AT 1-HR UNIT
 SEPARATION WALL PARALLEL TO FLOOR
 TRUSSES AT PLUMBING WALLS**
CONCRETE WALLS WITH VENEER

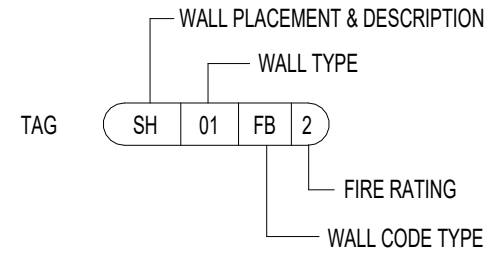
05-CONC-03

DATE:
04/04/20

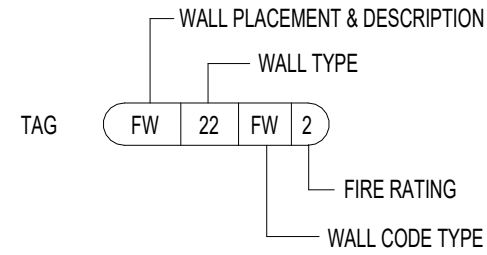
SHAFT WALLS



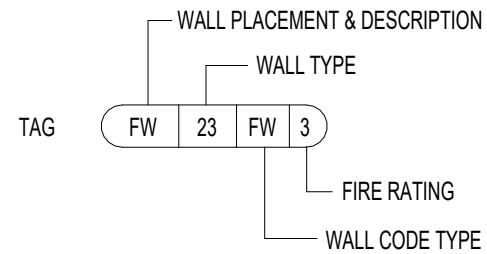
NAME: FW_20_2 (Liner 2GB 1")
 COMMENT: LINER
 ASSEMBLY: UL U347
 DESCRIPTION: FIRE WALL 2" LINER 2-HR RATED AT INTERIOR
 2x WOOD WALL ON EACH SIDE



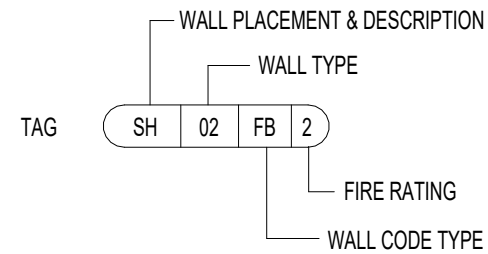
NAME: SH_01_2 (Liner 2GB 1")
 COMMENT: LINER
 ASSEMBLY: UL U347
 DESCRIPTION: FIRE WALL 2" LINER 2-HR RATED AT INTERIOR
 2x WOOD WALL EXTERIOR SIDE



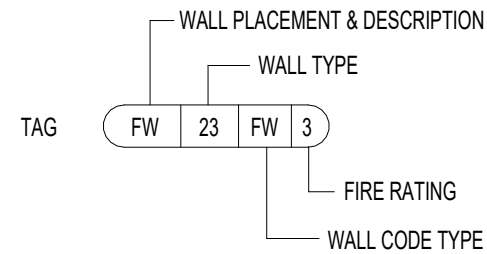
NAME: FW_20_2 (Liner 2GB 1")
 COMMENT: LINER
 ASSEMBLY: UL U347
 DESCRIPTION: FIRE WALL 2" LINER 2-HR RATED AT INTERIOR
 2x WOOD WALL ON EACH SIDE



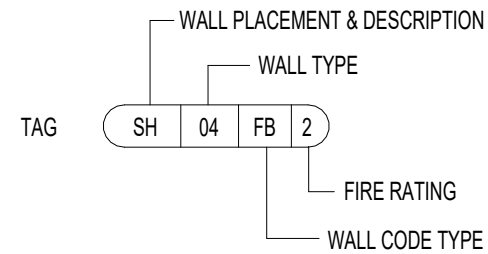
NAME: FW_23_3 (Liner 2GB 1")
 COMMENT: LINER
 ASSEMBLY: UL W454
 DESCRIPTION: FIRE WALL 2" LINER 3-HR RATED AT
 EXTERIOR 2x WOOD WALL ON EACH SIDE



NAME: SH_02_2 (Liner 2GB 4 1"GB) SHAFT
 COMMENT: LINER
 ASSEMBLY: UL U428
 DESCRIPTION: SHAFT WALL 2.5" STUDS 2-HR RATED



NAME: FW_23_3 (Liner 2GB 1")
 COMMENT: LINER
 ASSEMBLY: UL W454
 DESCRIPTION: FIRE WALL 2" LINER 3-HR RATED AT
 EXTERIOR 2x WOOD WALL ON EACH SIDE



NAME: SH_04_2 (Liner 2GB 4 1"GB) SHAFT
 COMMENT: LINER
 ASSEMBLY: UL U428
 DESCRIPTION: SHAFT WALL 4" STUDS 2-HR RATED



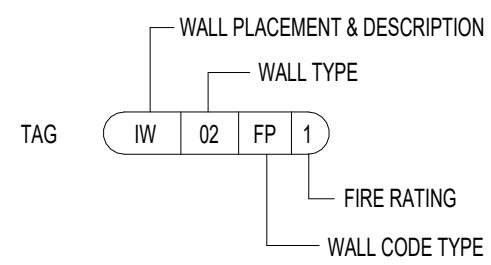
1-HR FLOOR / CEILING AT 1-HR UNIT
SEPARATION WALL PARALLEL TO FLOOR
FIRE WALLS AND SHAFT WALLS
TRUSSES AT PLUMBING WALLS

06-FW*SW

DATE:
03/01/23

Autodesk Docs: //00-000-Revit-Detail Library/Revit-Standard-Details-Library-HIVE.rvt 9/24/2024 1:24:59 PM

9/24/2024 1:25:00 PM
Autodesk Docs: //00-000_Revit_Detail_Library/Revit_Standard_Details_Library_HIVE.rvt

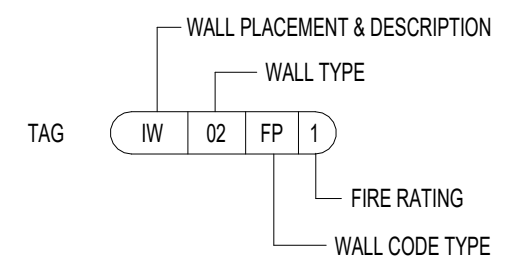


NAME: IW_02_1 (1GB_RS_4_1GB) Corridor

COMMENT: INT WD

ASSEMBLY: WP 3242

DESCRIPTION: TYPICAL 2x4 CORRIDOR WALL 1-HR RATED W/ RESILIENT CHANNEL - 54 STC

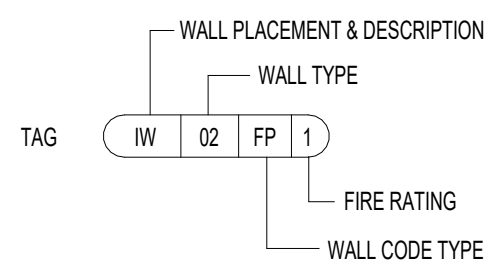


NAME: IW_02_1 (2GB_4_1GB) Corridor

COMMENT: INT WD

ASSEMBLY: IBC 722.6 (2018)

DESCRIPTION: TYPICAL 2x4 CORRIDOR WALL 1-HR RATED

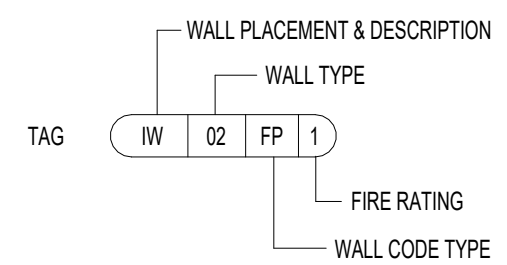


NAME: IW_02_1 (1GB_RS_6_1GB) Corridor

COMMENT: INT WD

ASSEMBLY: WP 3242

DESCRIPTION: TYPICAL 2x6 CORRIDOR WALL 1-HR RATED W/ RESILIENT CHANNEL - 54 STC

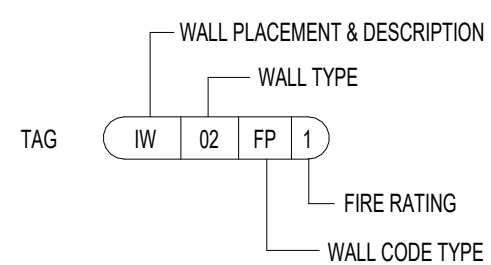


NAME: IW_02_1 (2GB_6_1GB) Corridor

COMMENT: INT WD

ASSEMBLY: IBC 722.6 (2018)

DESCRIPTION: TYPICAL 2x6 CORRIDOR WALL 1-HR RATED

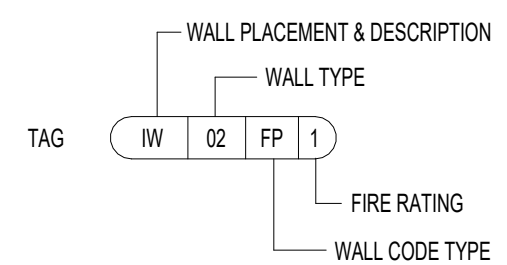


NAME: IW_02_1 (1GB_RS_8_1GB) Corridor

COMMENT: INT WD

ASSEMBLY: WP 3242

DESCRIPTION: TYPICAL 2x8 CORRIDOR WALL 1-HR RATED W/ RESILIENT CHANNEL - 54 STC

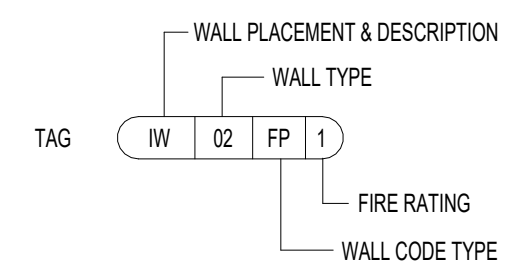


NAME: IW_02_1 (2GB_8_1GB) Corridor

COMMENT: INT WD

ASSEMBLY: IBC 722.6 (2018)

DESCRIPTION: TYPICAL 2x8 CORRIDOR WALL 1-HR RATED



NAME: IW_02_1 (2GB_ALT_1GB) Corridor

COMMENT: INT WD

ASSEMBLY: IBC 722.6 (2018)

DESCRIPTION: ALTERNATING STUDS @ CORRIDOR WALL 1-HR RATED



1-HR FLOOR / CEILING AT 1-HR UNIT
SEPARATION WALL PARALLEL TO FLOOR TRUSSES AT PLUMBING WALLS

07-IW02

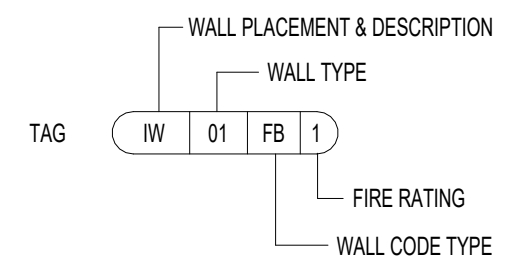
DATE:
03/01/23



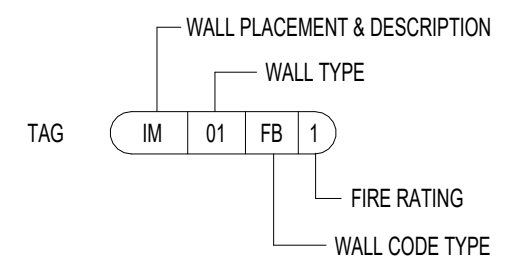
1-HR FLOOR / CEILING AT 1-HR UNIT SEPARATION WALL PARALLEL TO FLOOR TRUSSES AT PLUMBING WALLS

07-IW/IM-01

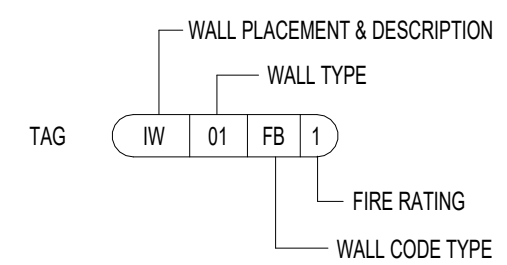
DATE: 03/01/23



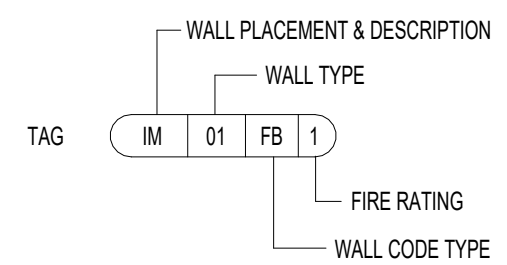
NAME: IW_01_1 (1GB_4_NA) Unit Separation
COMMENT: INT WD
ASSEMBLY: WP 5512
DESCRIPTION: TYPICAL 2x4 UNIT SEPARATION WALL 1-HR RATED



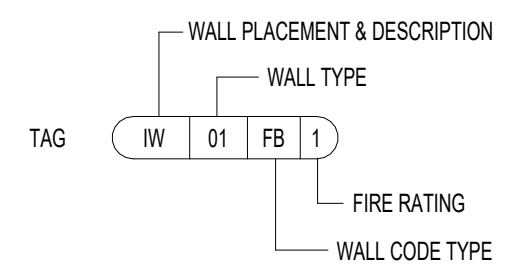
NAME: IM_01_1 (1GB_4_NA) Unit Separation
COMMENT: INT MTL
ASSEMBLY: UL U493
DESCRIPTION: TYPICAL 3-5/8" UNIT SEPARATION WALL 1-HR RATED



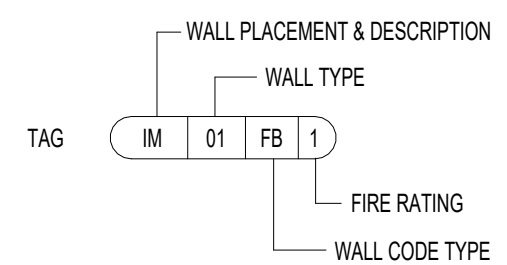
NAME: IW_01_1 (1GB_6_NA) Unit Separation
COMMENT: INT WD
ASSEMBLY: WP 5512
DESCRIPTION: TYPICAL 2x6 UNIT SEPARATION WALL 1-HR RATED



NAME: IM_01_1 (1GB_6_NA) Unit Separation
COMMENT: INT MTL
ASSEMBLY: UL U493
DESCRIPTION: TYPICAL 6" UNIT SEPARATION WALL 1-HR RATED

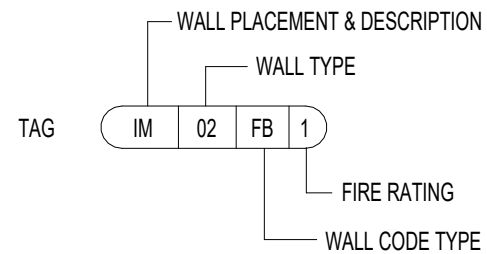


NAME: IW_01_1 (1GB_8_NA) Unit Separation
COMMENT: INT WD
ASSEMBLY: WP 5512
DESCRIPTION: TYPICAL 2x8 UNIT SEPARATION WALL 1-HR RATED



NAME: IM_01_1 (1GB_8_NA) Unit Separation
COMMENT: INT MTL
ASSEMBLY: UL U493
DESCRIPTION: TYPICAL 8" UNIT SEPARATION WALL 1-HR RATED

9/24/2024 1:25:02 PM
Autodesk Docs: //00-000 Revit_Detail_Library/Revit_Standard_Details_Library_HIVE.rvt

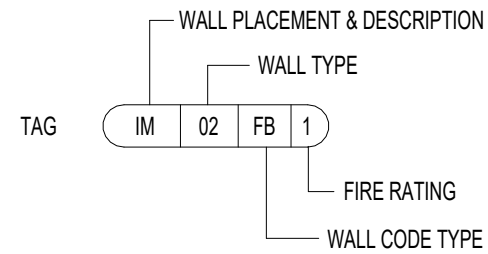


NAME: IM_02_1 (1GB_RS_4_1GB) Corridor

COMMENT: INT MTL

ASSEMBLY: UL 419

DESCRIPTION: TYPICAL 3 5/8" CORRIDOR WALL 1-HR RATED W/ RESILIENT CHANNEL - NON LOAD BEARING

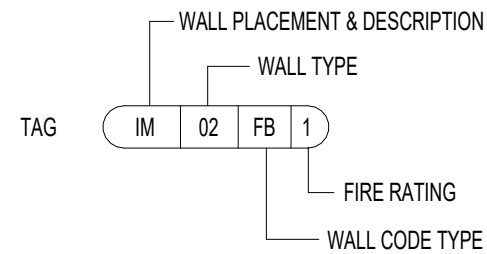


NAME: IM_02_1 (1GB_RS_4_NA) Corridor

COMMENT: INT MTL

ASSEMBLY: UL 419

DESCRIPTION: TYPICAL 3 5/8" CORRIDOR WALL 1-HR RATED W/ RESILIENT CHANNEL - NON LOAD BEARING

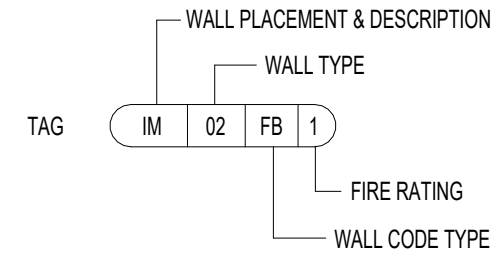


NAME: IM_02_1 (2GB_4_1GB) Corridor

COMMENT: INT MTL

ASSEMBLY: WP 1052

DESCRIPTION: TYPICAL 3-5/8" CORRIDOR WALL 1-HR RATED

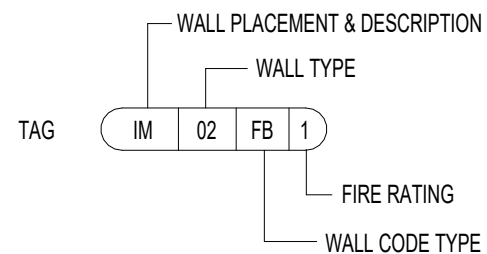


NAME: IM_02_1 (2GB_4_NA) Corridor

COMMENT: INT MTL

ASSEMBLY: WP 1052

DESCRIPTION: TYPICAL 3-5/8" CORRIDOR WALL NO-GYP INSIDE 1-HR RATED

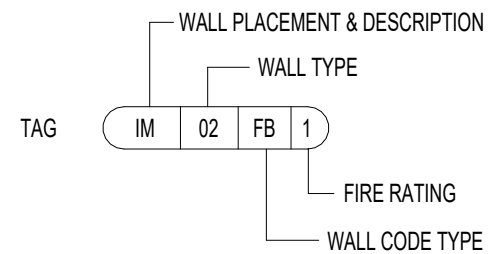


NAME: IM_02_1 (1GB_RS_6_1GB) Corridor

COMMENT: INT WD

ASSEMBLY: UL 419

DESCRIPTION: TYPICAL 6" METAL STUD CORRIDOR WALL 1-HR RATED W/ RESILIENT CHANNEL - NON LOAD BEARING

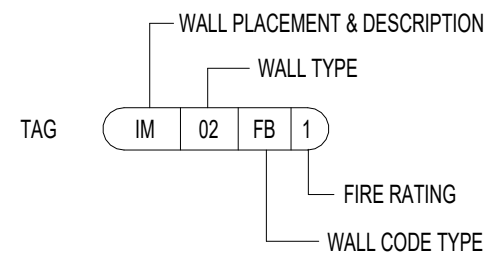


NAME: IM_02_1 (1GB_RS_6_NA) Corridor

COMMENT: INT WD

ASSEMBLY: UL 419

DESCRIPTION: TYPICAL 6" METAL STUD CORRIDOR WALL 1-HR RATED W/ RESILIENT CHANNEL - NON LOAD BEARING

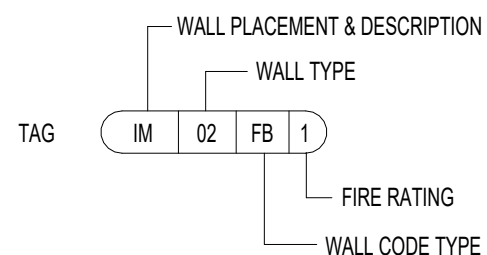


NAME: IM_02_1 (2GB_6_1GB) Corridor

COMMENT: INT MTL

ASSEMBLY: WP 1052

DESCRIPTION: TYPICAL 6" CORRIDOR WALL 1-HR RATED

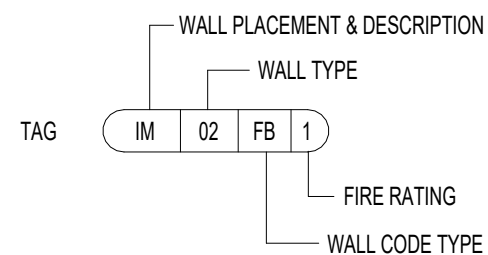


NAME: IM_02_1 (1GB_RS_8_1GB) Corridor

COMMENT: INT WD

ASSEMBLY: UL 419

DESCRIPTION: TYPICAL 8" METAL STUD CORRIDOR WALL 1-HR RATED W/ RESILIENT CHANNEL - NON LOAD BEARING

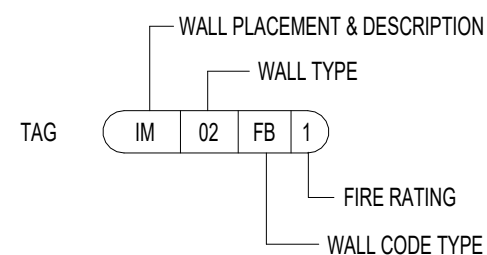


NAME: IM_02_1 (1GB_RS_8_NA) Corridor

COMMENT: INT WD

ASSEMBLY: UL 419

DESCRIPTION: TYPICAL 8" METAL STUD CORRIDOR WALL 1-HR RATED W/ RESILIENT CHANNEL - NON LOAD BEARING



NAME: IM_02_1 (2GB_8_1GB) Corridor

COMMENT: INT MTL

ASSEMBLY: WP 1052

DESCRIPTION: TYPICAL 8" CORRIDOR WALL 1-HR RATED



1-HR FLOOR / CEILING AT 1-HR UNIT
SEPARATION WALL PARALLEL TO FLOOR TRUSSES AT PLUMBING WALLS

07-IW/IM-02

DATE:
03/01/23

9/24/2024 1:25:03 PM
Autodesk Docs: //00-000-Revit-Detail-Library/Revit-Standard-Details-Library-HIVE.rvt



**1-HR FLOOR / CEILING AT 1-HR UNIT
SEPARATION WALL PARALLEL TO FLOOR
TRUSSES AT PLUMBING WALLS**

NAME: IW_03_0 (1GB_4_1GB)
COMMENT: INT WD
ASSEMBLY: N/A
DESCRIPTION: TYPICAL 2x4 INTERIOR WALL NON-RATED

NAME: IW_03_1 (1GB_4_1GB)
COMMENT: INT WD
ASSEMBLY: UL U305
DESCRIPTION: TYPICAL 2x4 INTERIOR WALL 1-HR RATED

NAME: IM_03_0 (1GB_4_1GB)
COMMENT: INT MTL
ASSEMBLY: N/A
DESCRIPTION: TYPICAL 3-5/8" INTERIOR WALL NON-RATED

NAME: IM_03_1 (1GB_4_1GB)
COMMENT: INT MTL
ASSEMBLY: UL U423
DESCRIPTION: TYPICAL 3-5/8" INTERIOR WALL 1-HR RATED

NAME: IW_03_0 (1GB_6_1GB)
COMMENT: INT WD
ASSEMBLY: N/A
DESCRIPTION: TYPICAL 2x6 INTERIOR WALL NON-RATED

NAME: IW_03_1 (1GB_6_1GB)
COMMENT: INT WD
ASSEMBLY: UL U305
DESCRIPTION: TYPICAL 2x6 INTERIOR WALL 1-HR RATED

NAME: IM_03_0 (1GB_6_1GB)
COMMENT: INT MTL
ASSEMBLY: N/A
DESCRIPTION: TYPICAL 6" INTERIOR WALL NON-RATED

NAME: IM_03_1 (1GB_6_1GB)
COMMENT: INT MTL
ASSEMBLY: UL U423
DESCRIPTION: TYPICAL 6" INTERIOR WALL 1-HR RATED

NAME: IW_03_0 (1GB_8_1GB)
COMMENT: INT WD
ASSEMBLY: N/A
DESCRIPTION: TYPICAL 2x8 INTERIOR WALL NON-RATED

NAME: IW_03_1 (1GB_8_1GB)
COMMENT: INT WD
ASSEMBLY: UL U305
DESCRIPTION: TYPICAL 2x8 INTERIOR WALL 1-HR RATED

NAME: IM_03_0 (1GB_8_1GB)
COMMENT: INT MTL
ASSEMBLY: N/A
DESCRIPTION: TYPICAL 6" INTERIOR WALL NON-RATED

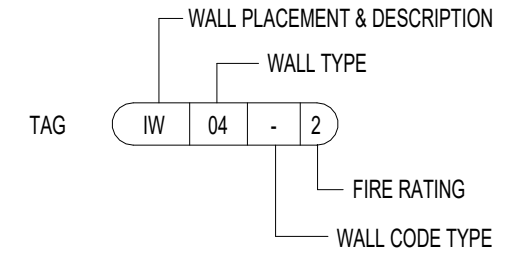
NAME: IM_03_1 (1GB_8_1GB)
COMMENT: INT MTL
ASSEMBLY: UL U423
DESCRIPTION: TYPICAL 8" INTERIOR WALL 1-HR RATED

07-IW/IM-03

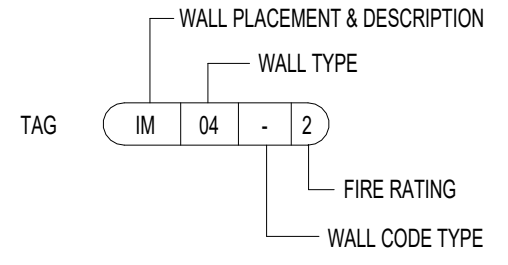
DATE:
03/01/23



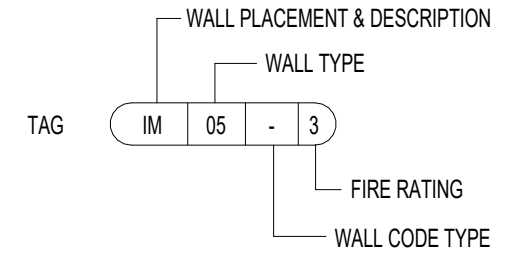
1-HR FLOOR / CEILING AT 1-HR UNIT
SEPARATION WALL PARALLEL TO FLOOR
TRUSSES AT PLUMBING WALLS



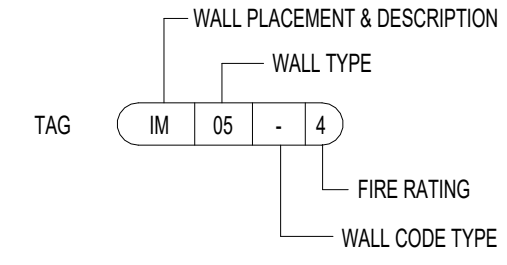
NAME: IW_04_2 (2GB_4_2GB)
COMMENT: INT WD
ASSEMBLY: UL U301
DESCRIPTION: TYPICAL 2x4 INTERIOR WALL 2-HR RATED



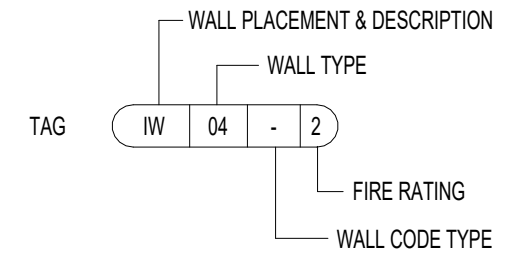
NAME: IM_04_2 (2GB_4_2GB)
COMMENT: INT MTL
ASSEMBLY: UL U423
DESCRIPTION: TYPICAL 3-5/8" INTERIOR WALL 2-HR RATED



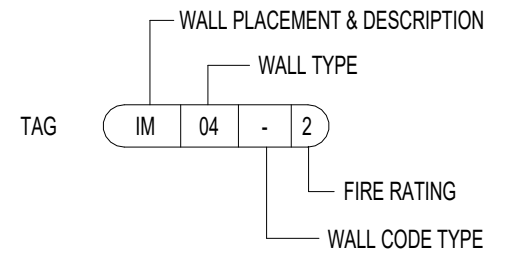
NAME: IM_05_3 (3GB_4_3GB)
COMMENT: INT MTL
ASSEMBLY: UL U423
DESCRIPTION: TYPICAL 3-5/8" INTERIOR WALL 3-HR RATED



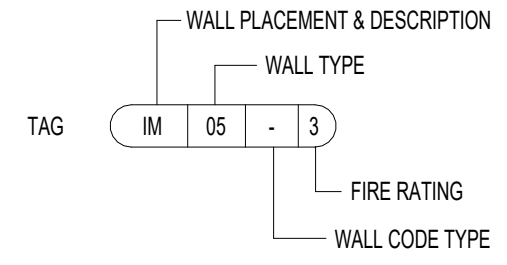
NAME: IM_05_4 (4GB_4_4GB)
COMMENT: INT MTL
ASSEMBLY: UL U419
DESCRIPTION: TYPICAL 3-5/8" INTERIOR WALL 3-HR RATED



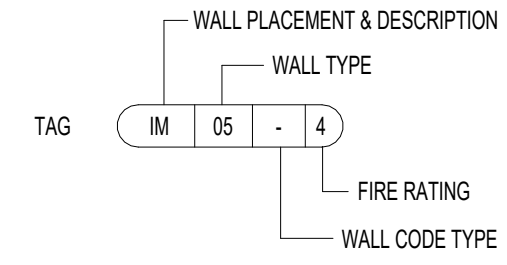
NAME: IW_04_2 (2GB_6_2GB)
COMMENT: INT WD
ASSEMBLY: UL U301
DESCRIPTION: TYPICAL 2x6 INTERIOR WALL 2-HR RATED



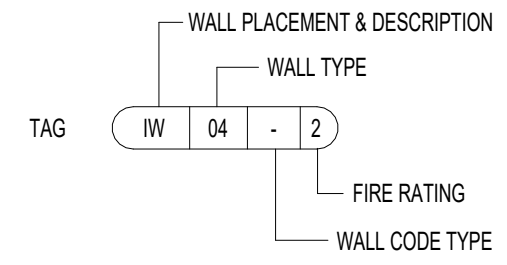
NAME: IM_04_2 (2GB_6_2GB)
COMMENT: INT MTL
ASSEMBLY: UL U423
DESCRIPTION: TYPICAL 6" INTERIOR WALL 2-HR RATED



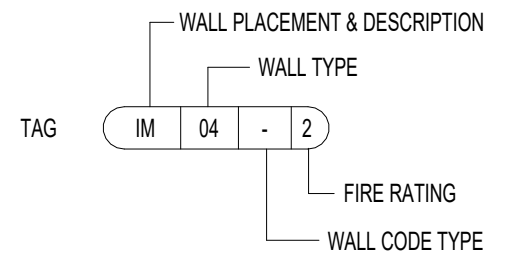
NAME: IM_05_3 (3GB_6_3GB)
COMMENT: INT MTL
ASSEMBLY: UL U423
DESCRIPTION: TYPICAL 6" INTERIOR WALL 3-HR RATED



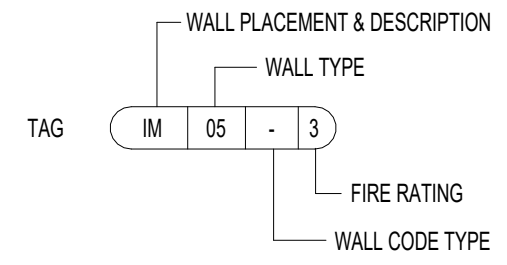
NAME: IM_05_4 (4GB_6_4GB)
COMMENT: INT MTL
ASSEMBLY: UL U419
DESCRIPTION: TYPICAL 6" INTERIOR WALL 3-HR RATED



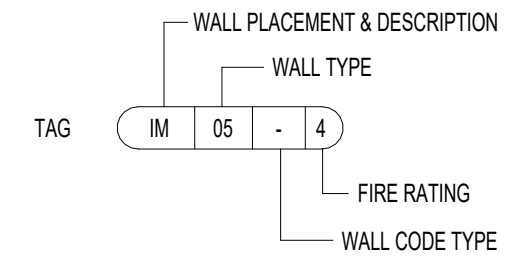
NAME: IW_04_2 (2GB_8_2GB)
COMMENT: INT WD
ASSEMBLY: UL U301
DESCRIPTION: TYPICAL 2x8 INTERIOR WALL 2-HR RATED



NAME: IM_04_2 (2GB_8_2GB)
COMMENT: INT MTL
ASSEMBLY: UL U423
DESCRIPTION: TYPICAL 8" INTERIOR WALL 2-HR RATED



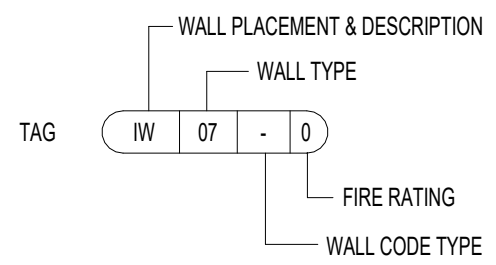
NAME: IM_05_3 (3GB_8_3GB)
COMMENT: INT MTL
ASSEMBLY: UL U423
DESCRIPTION: TYPICAL 8" INTERIOR WALL 3-HR RATED



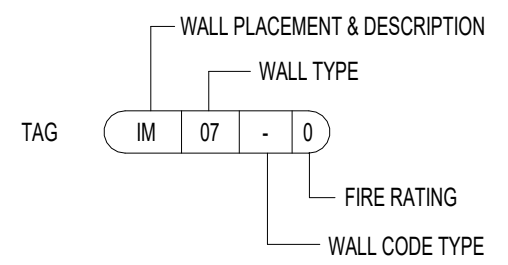
NAME: IM_05_4 (4GB_8_4GB)
COMMENT: INT MTL
ASSEMBLY: UL U419
DESCRIPTION: TYPICAL 8" INTERIOR WALL 3-HR RATED

07-IW/IM-04/05

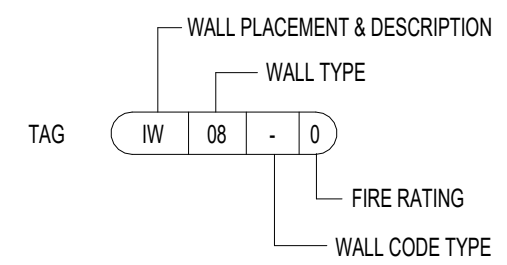
DATE:
03/01/23



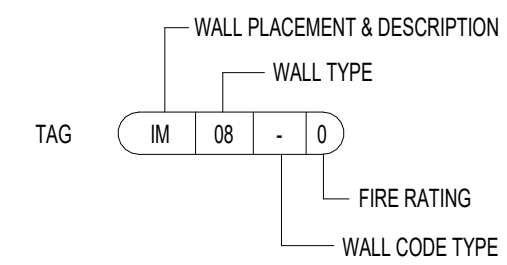
NAME: IW_07_0 (1GB_4_NA)
 COMMENT: INT WD
 ASSEMBLY: N/A
 DESCRIPTION: TYPICAL 2x4 INTERIOR WALL NO-GYP INSIDE NON-RATED



NAME: IM_07_0 (1GB_4_NA)
 COMMENT: INT MTL
 ASSEMBLY: N/A
 DESCRIPTION: TYPICAL 3-5/8" INTERIOR WALL NO-GYP INSIDE NON-RATED



NAME: IW_08_0 (NA_4_NA)
 COMMENT: INT WD
 ASSEMBLY: N/A
 DESCRIPTION: 2x4 STUD ONLY WALL NON-RATED MODELING WALL



NAME: IM_08_0 (NA_4_NA)
 COMMENT: INT MTL
 ASSEMBLY: N/A
 DESCRIPTION: 3-5/8" STUD ONLY WALL NON-RATED MODELING WALL



**1-HR FLOOR / CEILING AT 1-HR UNIT
 SEPARATION WALL PARALLEL TO FLOOR
 INTERIOR WALLS
 TRUSSES AT PLUMBING WALLS**

07-IW/IM-07/08

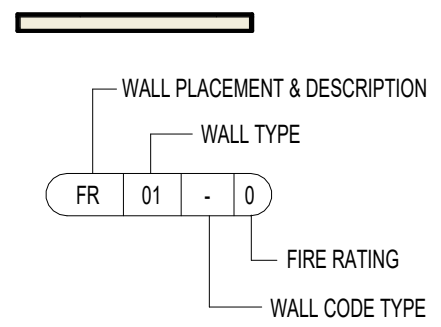
DATE:
03/01/23



1-HR FLOOR / CEILING AT 1-HR UNIT
SEPARATION WALL PARALLEL TO FLOOR TRUSSES AT PLUMBING WALLS

08-FURR

DATE:
03/01/23



WALL PLACEMENT & DESCRIPTION

WALL TYPE

TAG: FR 01 - 0

FIRE RATING

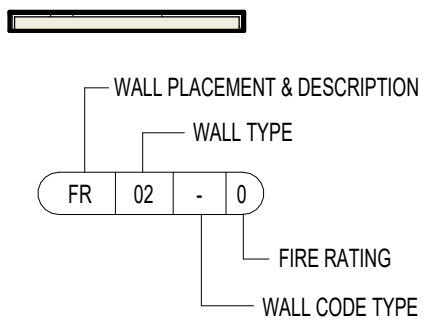
WALL CODE TYPE

NAME: FRW_01_0 (1GB_4_NA)

COMMENT: FURROUT WD

ASSEMBLY: N/A

DESCRIPTION: FURROUT 2x4 FRAMING WITH 1-GYP NON-RATED



WALL PLACEMENT & DESCRIPTION

WALL TYPE

TAG: FR 02 - 0

FIRE RATING

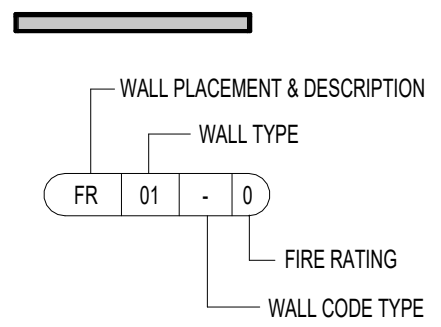
WALL CODE TYPE

NAME: FRW_02_0 (2GB_4_NA)

COMMENT: FURROUT WD

ASSEMBLY: N/A

DESCRIPTION: FURROUT 2x4 FRAMING WITH 2-GYP NON-RATED



WALL PLACEMENT & DESCRIPTION

WALL TYPE

TAG: FR 01 - 0

FIRE RATING

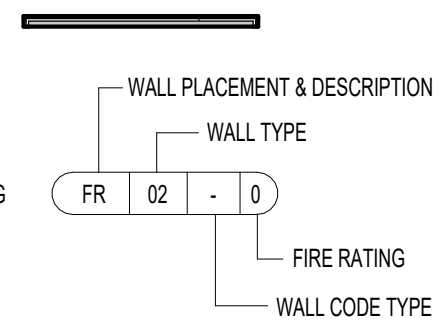
WALL CODE TYPE

NAME: FRM_01_0 (1GB_4_NA)

COMMENT: FURROUT MTL

ASSEMBLY: N/A

DESCRIPTION: FURROUT 3-5/8" FRAMING WITH 1-GYP NON-RATED



WALL PLACEMENT & DESCRIPTION

WALL TYPE

TAG: FR 02 - 0

FIRE RATING

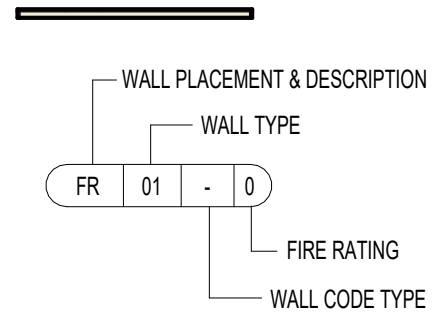
WALL CODE TYPE

NAME: FRM_02_0 (2GB_4_FLAT_NA)

COMMENT: FURROUT MTL

ASSEMBLY: N/A

DESCRIPTION: FURROUT 1-3/8" FRAMING WITH 2-GYP NON-RATED



WALL PLACEMENT & DESCRIPTION

WALL TYPE

TAG: FR 01 - 0

FIRE RATING

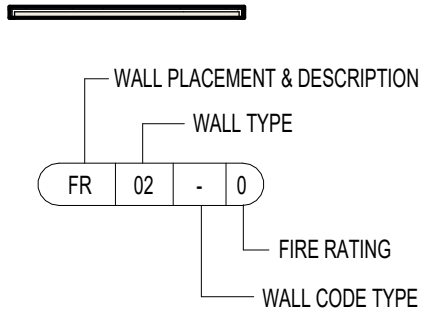
WALL CODE TYPE

NAME: FRW_01_0 (1GB_4 Flat_NA)

COMMENT: FURROUT WD

ASSEMBLY: N/A

DESCRIPTION: FURROUT 2x FLAT FRAMING WITH 1-GYP NON-RATED



WALL PLACEMENT & DESCRIPTION

WALL TYPE

TAG: FR 02 - 0

FIRE RATING

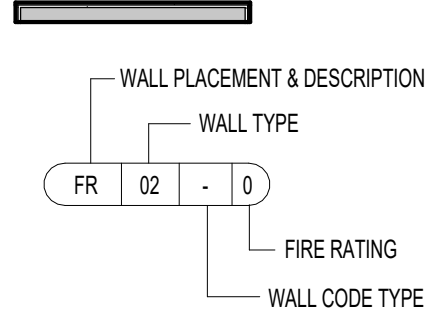
WALL CODE TYPE

NAME: FRW_02_0 (2GB_4 Flat_NA)

COMMENT: FURROUT WD

ASSEMBLY: N/A

DESCRIPTION: FURROUT 2x FLAT FRAMING WITH 2-GYP & SHEAR TO MATCH CORRIDOR NON-RATED



WALL PLACEMENT & DESCRIPTION

WALL TYPE

TAG: FR 02 - 0

FIRE RATING

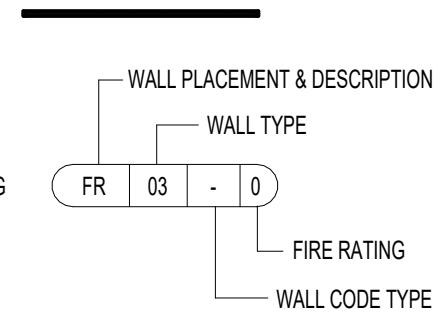
WALL CODE TYPE

NAME: FRM_02_0 (2GB_4_NA)

COMMENT: FURROUT MTL

ASSEMBLY: N/A

DESCRIPTION: FURROUT 3-5/8" FRAMING WITH 2-GYP NON-RATED



WALL PLACEMENT & DESCRIPTION

WALL TYPE

TAG: FR 03 - 0

FIRE RATING

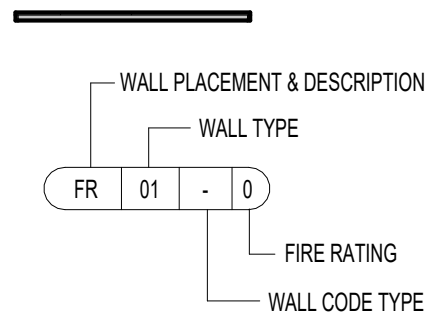
WALL CODE TYPE

NAME: FRM_03_0 (1GB_RC_NA)

COMMENT: FURROUT MTL

ASSEMBLY: N/A

DESCRIPTION: FURROUT 1/2" RC-CHANNELS FRAMING WITH 1-GYP NON-RATED



WALL PLACEMENT & DESCRIPTION

WALL TYPE

TAG: FR 01 - 0

FIRE RATING

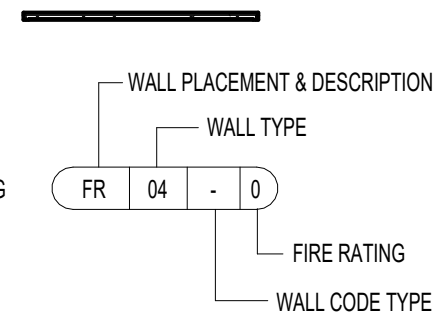
WALL CODE TYPE

NAME: FRM_01_0 (1GB_4 FLAT_NA)

COMMENT: FURROUT MTL

ASSEMBLY: N/A

DESCRIPTION: FURROUT 1-3/8" FRAMING WITH 1-GYP NON-RATED



WALL PLACEMENT & DESCRIPTION

WALL TYPE

TAG: FR 04 - 0

FIRE RATING

WALL CODE TYPE


NAME: FRM_04_0 (2GB_RC_NA)

COMMENT: FURROUT MTL

ASSEMBLY: N/A


DESCRIPTION: FURROUT 1/2" RC-CHANNELS FRAMING WITH 2-GYP NON-RATED

9/24/2024 1:25:06 PM
Autodesk Docs: //00-000_Revit_Detail_Library/Revit_Standard_Details_Library_HIVE.rvt




WALL PLACEMENT & DESCRIPTION
WALL TYPE
TAG: FL 11 2
FIRE RATING

NAME: FL_11_2_GARAGE CONCRETE TOPPING SLAB
COMMENT: CONCRETE GARAGE SLAB
ASSEMBLY: UL J704
DESCRIPTION: TYP. GARAGE 2-HR POST-TENSION CONCRETE SLAB




WALL PLACEMENT & DESCRIPTION
WALL TYPE
TAG: FL 07 2
FIRE RATING

NAME: FL_07_2_GARAGE CONCRETE SLAB - 8"
COMMENT: CONCRETE GARAGE SLAB
ASSEMBLY: IBC 2018 TABLE 721.1 (2)
DESCRIPTION: TYP. GARAGE 2-HR POST-TENSION CONCRETE SLAB




WALL PLACEMENT & DESCRIPTION
WALL TYPE
TAG: FL 04 1
FIRE RATING

NAME: FL_04_1_CORRIDOR FLOOR 2x10
COMMENT: BUILDING CORRIDOR FLOOR
ASSEMBLY: L512
DESCRIPTION: TYPICAL 1-HR CORRIDOR FLOOR




WALL PLACEMENT & DESCRIPTION
WALL TYPE
TAG: FL 01 3
FIRE RATING

NAME: FL_01_3_PODIUM CONCRETE SLAB_14"
COMMENT: CONCRETE PODIUM SLAB
ASSEMBLY: IBC 2018 TABLE 721.1 (3) ITEM NO 1-1.1
DESCRIPTION: 3-HR RATED_SILICEOUS AGGREGATE CONCRETE TYPICAL PODIUM SLAB




WALL PLACEMENT & DESCRIPTION
WALL TYPE
TAG: FL 12 1
FIRE RATING

NAME: FL_12_1_OPEN WEB TRUSS @ BALCONIES
COMMENT: BALCONY FLOOR
ASSEMBLY: UL L546
DESCRIPTION: 1 HR FLOOR/CEILING OPEN WEB TRUSS AT BALCONIES WITH RESILIENT CLIP




WALL PLACEMENT & DESCRIPTION
WALL TYPE
TAG: FL 08 0
FIRE RATING

NAME: FL_08_0_SLAB ON GRADE 8"
COMMENT: CONCRETE SLAB ON GRADE
ASSEMBLY:
DESCRIPTION: TYP. NON RATED SLAB ON GRADE




WALL PLACEMENT & DESCRIPTION
WALL TYPE
TAG: FL 05 1
FIRE RATING

NAME: FL_05_1_Balcony Floor 2x10
COMMENT: UNIT BALCONY FLOOR
ASSEMBLY: L512
DESCRIPTION: TYP. 1-HR RATED BALCONY FLOOR




WALL PLACEMENT & DESCRIPTION
WALL TYPE
TAG: FL 02 1
FIRE RATING

NAME: FL_02_1_UNIT FLOOR TO CEILING
COMMENT: UNIT FLOOR
ASSEMBLY: UL L550
DESCRIPTION: TYP. 1-HR RATED UNIT FLOOR




WALL PLACEMENT & DESCRIPTION
WALL TYPE
TAG: FL 09 1
FIRE RATING

NAME: FL_09_1_LW CONCRETE ON METAL DECK
COMMENT: LIGHT WEIGHT CONCRETE ON 3 1/2" METAL DECK
ASSEMBLY: D902
DESCRIPTION: 1 HR UNPROTECTED DECK




WALL PLACEMENT & DESCRIPTION
WALL TYPE
TAG: FL 06 1
FIRE RATING

NAME: FL_06_1_EXTERIOR CORRIDOR FLOOR 2x10
COMMENT: BUILDING CORRIDOR FLOOR
ASSEMBLY: 2012 IBC TABLE 721.1 (3). ITEM 13-1.2
DESCRIPTION: 1-HR CORRIDOR FLOOR AT EXTERIOR SOFFIT CONDITION



WALL PLACEMENT & DESCRIPTION
WALL TYPE
TAG: FL 03 1
FIRE RATING

NAME: FL_03_1_UNIT FLOOR TO CEILING (TO OTHER USES)
COMMENT: UNIT FLOOR
ASSEMBLY: UL L574
DESCRIPTION: 1-HR RATED UNIT FLOOR WITH ENHANCED STC RATING



**1-HR FLOOR / CEILING AT 1-HR UNIT
SEPARATION WALL PARALLEL TO FLOOR
TRUSSES AT PLUMBING WALLS**

13-FL-1

DATE:
07/21/21



1-HR FLOOR / CEILING AT 1-HR UNIT
SEPARATION WALL PARALLEL TO FLOOR TRUSSES AT PLUMBING WALLS

NAME: RF_05_2 CONCRETE OVER METAL DECK
 COMMENT: NON-RATED ROOF
 ASSEMBLY: UL S721
 DESCRIPTION: ROOF COVERING OVER METAL DECK

NAME: RF_03_1 SOFFITS
 COMMENT: SMALL PROJECTIONS SOFFIT
 ASSEMBLY: 2018 IBC TABLE 721.1(3), ITEM 13-1.2
 DESCRIPTION: 1-HR WOOD SOFFIT TPO FINISH

NAME: RF_01_1 TOP CHORD
 COMMENT: BUILDING ROOF TOP CORD OVERLAY TO 2'-0" MIN WIDTH
 ASSEMBLY: P531
 DESCRIPTION: TYP. 1-HR WOOD TRUSS ROOF

NAME: RF_05_3 CONCRETE OVER METAL DECK
 COMMENT: NON-RATED ROOF
 ASSEMBLY: UL S721
 DESCRIPTION: ROOF COVERING OVER METAL DECK

NAME: RF_04_0 NON-RATED
 COMMENT: NON-RATED ROOF
 ASSEMBLY: N/A
 DESCRIPTION: WOOD ROOF


NAME: RF_01_1 BOTTOM CHORD
 COMMENT: BUILDING ROOF TOP CORD UNDERLAY TO 2'-0" MIN WIDTH
 ASSEMBLY: P531
 DESCRIPTION: TYP. 1-HR WOOD TRUSS ROOF

NAME: RF_05_1 CONCRETE OVER METAL DECK
 COMMENT: CONCRETE OVER METAL DECK ROOF
 ASSEMBLY: UL S721
 DESCRIPTION: ROOF COVERING OVER METAL DECK

NAME: RF_02_1 BALCONY/STAIR/ELEVATOR ROOF
 COMMENT: ROOF OVER BALCONY/STAIRS/ELEVATORS
 ASSEMBLY: RC 2601 GA-600-2018
 DESCRIPTION: TYP. 1-HR BALCONY ROOF GYP. FINISH

14-RF-1

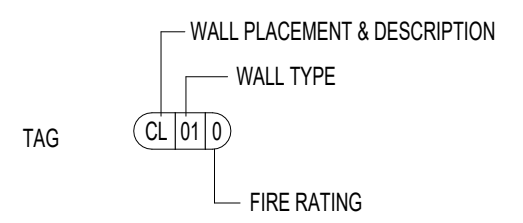

DATE:
08/10/21



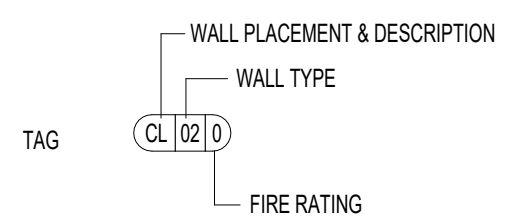

1-HR FLOOR / CEILING AT 1-HR UNIT
SEPARATION WALL PARALLEL TO FLOOR TRUSSES AT PLUMBING WALLS
CEILING - NON RATED

15-CLG

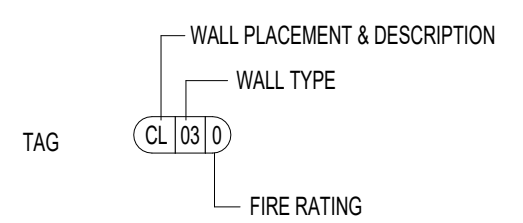

DATE:
03/01/23



NAME: CL_01_0 SUSPENDED CEILING
COMMENT: FURR DOWN CEILING, NOT PART OF ASSEMBLY
ASSEMBLY: C3030220
DESCRIPTION: GYPSUM WALL BOARD OVER 3 5/8" METAL STUDS



NAME: CL_02_0 2'x2' SUSPENDED TILE CEILING
COMMENT: SUSPENDED ACOUSTICAL CEILING TILES
ASSEMBLY: C3030210
DESCRIPTION: 24"x24" 3/4" CEILING TILES IN 15/16" CEILING GRID



NAME: CL_03_0 2'x4' SUSPENDED TILE CEILING
COMMENT: SUSPENDED ACOUSTICAL CEILING TILES
ASSEMBLY: C3030210
DESCRIPTION: 24"x24" 3/4" CEILING TILES IN 15/16" CEILING GRID